


QUADRO UGR16 600x600 MULTIPOWER 2250-4650LM 840

Item No: 0047250

SYLVANIA

PROTM



Unique stylish recessed modular Led luminaire, ideal for general indoor lighting applications such as breakout areas, offices and meeting rooms. Steel frame with integrated reflector, passive cooling. Low glaring UGR<16. RG1, 75 degree beam angle , optical system: white painted reflector with total internal reflection lenses. Light color temperature: 4000K Neutral White, total system power: 34W , total fixture output: 4650lm, efficacy: 150 lm/W, Ra80 typical, LED chromacity: 3 step MacAdam ellipse (SDCM3), lifespan: 77,000 hours at 80% of the original output (L80B20), IR/UV free light source without heat radiation, operating voltage: 220-240V / 50-60Hz, low flicker, non-dimmable 8-step Multipower driver (15W 2250lm, 18W 2650lm, 21W 3150lm, 24W 3500lm, 27W 3950lm, 30W 4250lm, 32W 4500lm, 34W 4650lm), electrical protection: Class II. Degree of Protection: IP40/IP20, suitable for indoor environment only. Nominal size: 595x595mm, Loop in / loop out wiring, safety cables included, 18mm nominal height, RAL 9003 - Signal white color frame, weight: 3,2Kg.

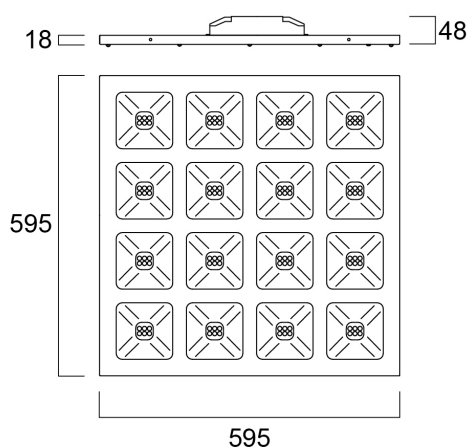
QUADRO UGR16 600x600 MULTIPOWER 2250-4650LM 840

Item No: 0047250

SYLVANIA

Technical Assets

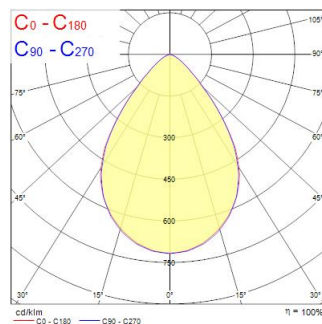
Dimensions (mm)



Photometrics

Distance [m]	Cone diameter [m]	E171 E180 E190	E171 E180 E190
0.5	0.75 0.75	8419 1959 1951	
1.0	1.49 1.50	1904 478 473	
1.5	2.24 2.25	713 154 153	
2.0	2.98 3.00	401 104 103	
2.5	3.73 3.75	257 66 65	
3.0	4.47 4.50	173 46 45	

Distance [m] Cone diameter [m] Illuminance [lx]
 — C0 - C180 (Half beam angle: 73.8°)
 — C90 - C270 (Half beam angle: 73.4°)



General data

Product name	QUADRO UGR16 600x600 MULTIPOWER 2250-4650LM 840
Technology	LED
Cap/Base	N/A
Housing	Steel
Mount	Ceiling recessed mounting, Suspended
General application	Education, Office
Operating temperature range (°C)	-10°C...+50°C
Performance ambient temperature Tq (°C)	25
ETIM Class	EC002892
E-number FI	4278095
Warranty	5 years

Optical data

Fixture luminous flux (lm)	4650
Luminaire efficacy (lm/W)	137
LOR (%)	100
Correlated colour temperature (k)	4000
Light colour	Neutral White
CRI (Ra)	80
Colour Variation Initial (SDCM)	SDCM3
Beam Angle (°)	75
Distribution type	Symmetric
Glare control	< 16
Photobiological Risk Group	RG1
Lumen maintenance at end of nominal life (%)	70

QUADRO UGR16 600x600 MULTIPOWER 2250-4650LM 840

Item No: 0047250

SYLVANIA

Electrical data

Total power consumption (W)	34
Primary Supply/Product voltage - min (V)	220
Primary Supply/Product voltage - max (V)	240
Lamp power factor	0.95
THD (at 230 V, 50 Hz, full load, at 100% dimming level) ≤ xx.x %	25.0
Electrical protection	Class II
Control gear required	No
Control gear type	Electronic ballast multiwatt
No. Of switching cycles before premature failures	>100000
Dimmable	No
Dimming method	N/A
Drive current (mA)	155
Inrush Current (A)	40
Inrush Duration (µs)	150
Energy Efficiency Class (A->G) of contained light source	E
Nominal Frequency (Hz)	50/60Hz
LED Flickering Rate	Ultra low (5% or less)
Max. products per 10A C Breaker	38
Max. products per 13A C Breaker	48
Max. products per 16A C Breaker	60
Max. products per 20A C Breaker	75
Max. products per 10A B Breaker	32
Max. products per 13A B Breaker	41
Max. products per 16A B Breaker	52
Max. products per 20A B Breaker	64

Lifetime data

Lifespan L70 B50	100000
Lifespan L80 B20	77000

Physical data

Housing colour	RAL 9003 - Signal white
IP rating	IP40/20
IK rating	IK08
Diffuser material	None
Nominal Product Length (mm)	595
Nominal Product Width (mm)	595
Nominal Product Height (mm)	18.8
Weight (kg)	2.826
Recessed Depth (mm)	60

Packaging

Product EAN number	5410288472508
Packaging single length / height (cm)	60.5
Packaging single width (cm)	2.8
Packaging single depth (cm)	66.7
DUN14 (inner)	15410288472505
Units per outer package	1
Packaging outer length / height (cm)	60.5
Packaging outer width (cm)	2.8
Packaging outer depth (cm)	66.7

Safety data

Glow Wire Test (°C)	650
Optimal operating condition (°C)	-10-50