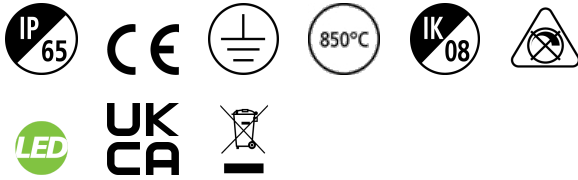


START WATERPROOF LED 1565MM TWIN 6500K

Item No: 0047879

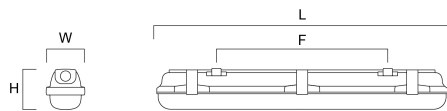
SYLVANIA



Weather resistant LED Luminaire, 1565MM with Twin Lamp, 80W at 6500K, 106lm/W. UV stabilised polycarbonate cover with specially designed opal lens - softens and control the light whilst optimising output. No yellow staining. Highly efficient electronic driver included as standard. Smooth body finish, easy to handle. Minimal maintenance with no replacement of lamps. Through wiring achievable. IP65 rating and IK08 body durable for harsh locations. Professionally finished with Stainless Steel brackets. Suspension compatible.

Technical Assets

Dimensions (mm)

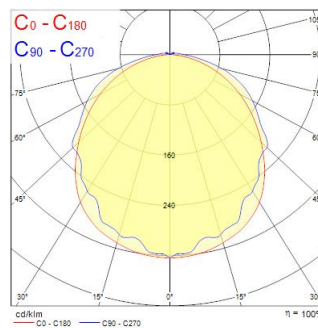


Version	L	W	H	F
Single	662	83	91	390
Twin	662	123	91	390
Single	1265	83	91	855
Twin	1265	123	91	855
Single	1565	83	91	955
Twin	1565	123	91	955

Photometrics

Distance [m]	Cone diameter [m]	Beam diameter [m]	Illuminance [lx]
0.5	1.61 1.38	0.71 0.60	1038 504 1101
1.0	3.23 2.76	1.42 1.20	254 201 280
1.5	4.84 4.13	2.13 1.80	124 98 150
2.0	6.45 5.51	2.84 2.40	69 55 80
2.5	8.06 6.88	3.55 3.00	44 35 48
3.0	9.68 8.28	4.26 3.60	30 24 32

Distance [m] Cone diameter [m] Illuminance [lx]
 — C0 - C180 (Half beam angle: 100.0°)
 — C90 - C270 (Half beam angle: 116.4°)



START WATERPROOF LED 1565MM TWIN 6500K

Item No: 0047879

SYLVANIA

General data

Product name	START WATERPROOF LED 1565MM TWIN 6500K
Technology	LED
Housing	PC Polycarbonate
Mount	Ceiling surface mounting, Suspended
Fixture rating	Enclosed
Environment	Internal/External with protection
General application	Logistics & Industry
Operating temperature range (°C)	-30°C...+40°C
Warranty	5 years

Optical data

Fixture luminous flux (lm)	8500
Luminaire efficacy (lm/W)	106
LOR (%)	100
Correlated colour temperature (k)	6500
Light colour	Daylight
CRI (Ra)	80
Colour Variation Initial (SDCM)	SDCM6
Adjustable chromaticity	N
Beam Angle (°)	120
Distribution type	Direct
Glare control	< 26
Photobiological Risk Group	RG0

Electrical data

Total power consumption (W)	80
Lamp power factor	0.9
Electrical protection	Class I
Control gear type	LED driver constant current
Dimmable	No
Dimming method	N/A
Drive current (mA)	2000
Inrush Current (A)	9
Inrush Duration (µs)	109
Nominal Frequency (Hz)	50/60Hz
LED Flickering Rate	Ultra low (5% or less)
Max. products per 10A C Breaker	11
Max. products per 16A C Breaker	29
Max. products per 20A C Breaker	35
Max. products per 16A B Breaker	25
Max. products per 20A B Breaker	32

Physical data

Housing colour	Grey
IP rating	IP65
IK rating	IK08
Diffuser finish	Transparent
Diffuser material	PC Polycarbonate
Nominal Product Length (mm)	1565
Nominal Product Width (mm)	123
Nominal Product Height (mm)	91
Weight (kg)	2.494

START WATERPROOF LED 1565MM TWIN 6500K

Item No: 0047879

SYLVANIA

Packaging

Product EAN number	5410288478791
Packaging single length / height (cm)	156.6
Packaging single width (cm)	12.5
Packaging single depth (cm)	9.4
DUN14 (inner)	05410288478791
Units per outer package	1
Packaging outer length / height (cm)	156.6
Packaging outer width (cm)	12.5
Packaging outer depth (cm)	9.4

Safety data

Glow Wire Test (°C)	850
Optimal operating condition (°C)	-30-40