



START eco Surface Wall Adjustable Up & Down IP54 2x150lm 830 WHT

Item No: 0047911

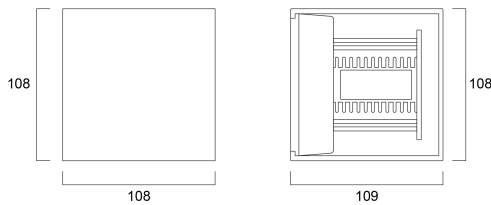
SYLVANIA



Exterior adjustable surface wall up and down light luminaire, white aluminium- RAL9016, 290lm, 5W, 58lm/W, 3000K, Driver Current: 700mA, CRI:80+, 220-240V, IP54, IK05, 30.000 hrs (L70), (HxWxD) 108x108x109mm, Class 1, energy class: A++, A+, A

Technical Assets

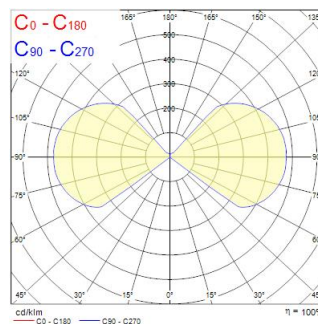
Dimensions (mm)



Photometrics

Distance [m]	Cone diameter [m]	Illuminance [lx]
0.5	1.22 1.13	1110 E171 50.7° 142 E1C90 48.4° 160
1.0	2.44 2.25	273 E171 50.7° 78 E1C90 48.4° 81
1.5	3.67 3.38	124 E171 50.7° 48 E1C90 48.4° 48
2.0	4.88 4.51	70 E171 50.7° 36 E1C90 48.4° 36
2.5	6.11 5.63	45 E171 50.7° 28 E1C90 48.4° 28
3.0	7.33 6.76	31 E171 50.7° 21 E1C90 48.4° 21

Distance [m] Cone diameter [m] Illuminance [lx]
 — C0 - C180 (Half beam angle: 90.9°)
 — C90 - C270 (Half beam angle: 101.4°)



START eco Surface Wall Adjustable Up & Down IP54 2x150lm 830 WHT

Item No: 0047911

SYLVANIA

General data

Product name	START eco Surface Wall Adjustable Up & Down IP54 2x150lm 830 WHT
Technology	LED
Housing	Aluminium
Mount	Wall surface mounted
Environment	External
General application	Residential & Consumer
Operating temperature range (°C)	-20°C...+45°C
Performance ambient temperature Tq (°C)	25
ETIM Class	EC002892
E-number FI	4579448
Warranty	3 years

Optical data

Fixture luminous flux (lm)	2x150
Luminaire efficacy (lm/W)	58
LOR (%)	100
Correlated colour temperature (k)	3000
Colour Code	830
Light colour	Warm White
CRI (Ra)	80
Colour Variation Initial (SDCM)	SDCM5
Adjustable chromaticity	N
Beam Angle (°)	94
Photobiological Risk Group	RG1

Electrical data

Total power consumption (W)	5
Supply current (A)	0.03
Lamp power factor	1
THD (at 230 V, 50 Hz, full load, at 100% dimming level) ≤ xx.x %	120.0
Electrical protection	Class I
Control gear type	Electronic ballast
Dimmable	No
Drive current (mA)	700
Inrush Current (A)	10.3
Inrush Duration (µs)	300
Energy Efficiency Class (A->G) of contained light source	F
Nominal Frequency (Hz)	50/60Hz
LED Flickering Rate	Low (6% - 20%)
Max. products per 10A C Breaker	80
Max. products per 13A C Breaker	105
Max. products per 16A C Breaker	120
Max. products per 20A C Breaker	160

Lifetime data

Lifespan L70 B50	30000
------------------	-------

Physical data

Housing colour	RAL 9016 - Traffic white / Bezel
IP rating	IP54
IK rating	IK05
Diffuser finish	Transparent
Diffuser material	Glass
Nominal Product Length (mm)	108
Nominal Product Width (mm)	108
Nominal Product Height (mm)	109
Weight (kg)	0.803

START eco Surface Wall Adjustable Up & Down IP54 2x150lm 830 WHT

Item No: 0047911



Packaging

Product EAN number	5410288479118
Packaging single length / height (cm)	14.6
Packaging single width (cm)	14.6
Packaging single depth (cm)	14.6
DUN14 (inner)	15410288479115
Units per outer package	8
Packaging outer length / height (cm)	60.9
Packaging outer width (cm)	32.0
Packaging outer depth (cm)	16.9

Safety data

Glow Wire Test (°C)	850
Optimal operating condition (°C)	-20-45