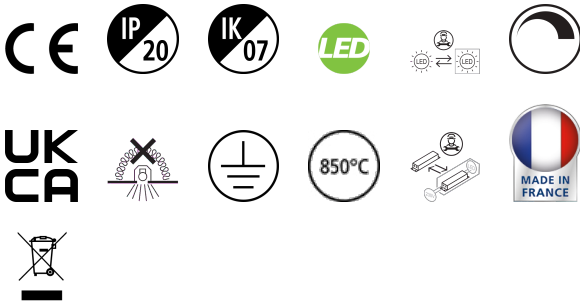


RANA LED S 1500 LO 3K LOUVV+PRI DALI W GEN2

Item No: 0051502

SYLVANIA

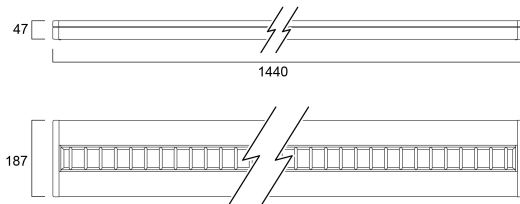
PROTM



Surface or Suspended LED Linear luminaire with Louvre + Prismatic Optic, Direct Light Distribution, Luminaire Dimensions: 1440x187x47mm, Sylvania White body colour, IP20, IK07, Light Engine Dimensions: 1410x65mm, DALI Dimmable (Switch-DIM/Push-DIM enabled), Low LED flicker (+/-5%), Warm White (3000K) LED Colour Temperature, 3700lm, 34W, 109lm/W efficacy, CRI>80, 3 SDCM (3-step MacAdam ellipse) LED Colour Consistency, UGR<19, Luminance at 65° < 3000 cd/m2, Lumen Maintenance: L90B10 at 50,000 hours, Quick electrical connection with push-connectors in the luminaire, Glow Wire Test 850°C.

Technical Assets

Dimensions (mm)

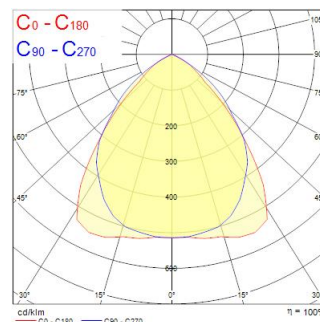


Photometrics

Distance [m]	Cone diameter [m]	E10%	E15%	E30%	E50%	E90%	Illuminance [lx]
0.5	0.96 0.91	1071	816	423*	1444	422*	7604
1.0	1.91 1.81	537	408	211*	722	211*	1901
1.5	2.87 2.72	358	272	141*	481	141*	845
2.0	3.82 3.63	268	204	106*	361	106*	630
2.5	4.76 4.53	214	163	84*	289	84*	504
3.0	5.73 5.44	174	132	67*	231	67*	420

Distance [m] Cone diameter [m] Illuminance [lx]

— C0 - C180 (Half beam angle: 84.4°)
— C90 - C270 (Half beam angle: 87.4°)



RANA LED S 1500 LO 3K LOUV+PRI DALI W GEN2

Item No: 0051502

SYLVANIA

General data

Product name	RANA LED S 1500 LO 3K LOUV+PRI DALI W GEN2
Technology	LED
Cap/Base	N/A
Housing	Steel
Mount	Ceiling surface mounting, Suspended
Built in presence detector	NONE
General application	Office, Education
Operating temperature range (°C)	-5°C...+25°C
Performance ambient temperature Tq (°C)	25
Virtual assistant compatibility	N/A
ETIM Class	EC002892
E-number FI	4273701
Warranty	5 years

Optical data

Fixture luminous flux (lm)	3700
Luminaire efficacy (lm/W)	109
Correlated colour temperature (k)	3000
Light colour	Warm White
CRI (Ra)	80
Colour Variation Initial (SDCM)	SDCM3
Distribution type	Symmetric
Glare control	< 19
Photobiological Risk Group	RG0

Electrical data

Emergency type	
Total power consumption (W)	34
Primary Supply/Product voltage - min (V)	220.0
Primary Supply/Product voltage - max (V)	240.0
Lamp power factor	0.98
THD (at 230 V, 50 Hz, full load, at 100% dimming level) ≤ xx.x %	9
Electrical protection	Class I
Control gear required	No
Control gear type	LED driver constant current
Dimmable	Yes
Dimming method	DALI-2
Minimum dimming level (%)	1
Drive current (mA)	275
Inrush Current (A)	22.4
Inrush Duration (µs)	176
Energy Efficiency Class (A->G) of contained light source	C, D(more than 1 Light Source)
Nominal Frequency (Hz)	50/60Hz
LED Flickering Rate	Ultra low (5% or less)
Max. products per 10A C Breaker	21
Max. products per 13A C Breaker	28
Max. products per 16A C Breaker	36
Max. products per 20A C Breaker	45
Max. products per 10A B Breaker	13
Max. products per 13A B Breaker	17
Max. products per 16A B Breaker	22
Max. products per 20A B Breaker	27
Connectable conductor cross section - Min (mm ²)	0.75
Connectable conductor cross section - Max (mm ²)	2.5

RANA LED S 1500 LO 3K LOUV+PRI DALI W GEN2

Item No: 0051502

SYLVANIA

Lifetime data

Lifespan L70 B50	50000
Lifespan L70 B10	50000
Lifespan L80 B50	50000
Lifespan L80 B10	50000
Lifespan L90 B50	50000
Lifespan L90 B10	50000

Physical data

Housing colour	RAL 9016 - Traffic white / Bezel
IP rating	IP20
IK rating	IK07
Diffuser finish	Prismatic
Diffuser material	PC Polycarbonate
Reflector finish	Not Applicable
Nominal Product Length (mm)	1460
Nominal Product Width (mm)	187
Nominal Product Height (mm)	47
Weight (kg)	4.3

Packaging

Product EAN number	5410288515021
Packaging single length / height (cm)	153.5
Packaging single width (cm)	6.5
Packaging single depth (cm)	21.0
DUN14 (inner)	05410288515021
Units per outer package	1
Packaging outer length / height (cm)	153.5
Packaging outer width (cm)	6.5
Packaging outer depth (cm)	21.0

Safety data

Glow Wire Test (°C)	850
Optimal operating condition (°C)	-5-25