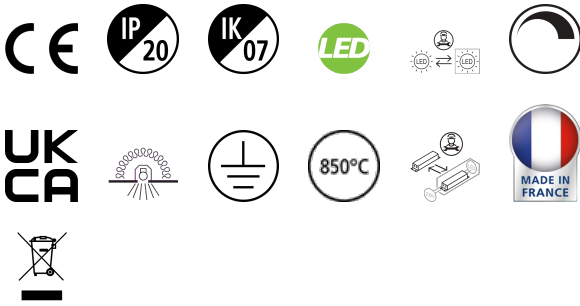


RANA NEO 3500LM REC 600x600 840 DALI 2L WHITE

Item No: 0052579

SYLVANIA

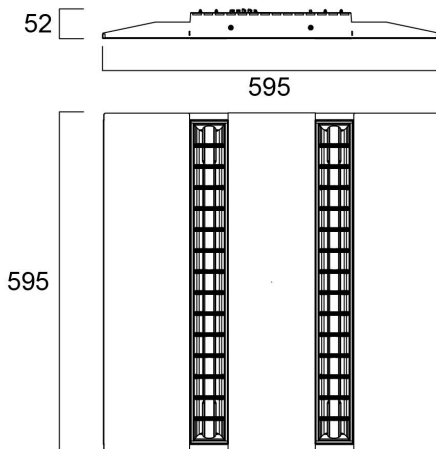
PROTM



Ceiling Recessed LED Linear luminaire (lay-in), with Louvre + MPO diffuser, Direct Light Distribution, Luminaire Dimensions: 595x595x52mm, Sylvania White body colour, IP20, IK07, DALI Dimmable, Low LED flicker (+/-5%), Neutral White (4000K), LED Colour Temperature, 3527lm, 31W, 113lm/W, CRI>80, 3 SDCM (3-step MacAdam ellipse) LED Colour Consistency, UGR<15, Luminance at 65° < 3000 cd/m², Lifespan: 96,000 hours L80B20, Glow Wire Test 850°C, Quick and easy electrical connection with direct access to push-connectors on top, 2 x metallic safety cables (1.5m) included, the luminaire can be covered with building insulation of Glass Wool type.

Technical Assets

Dimensions (mm)

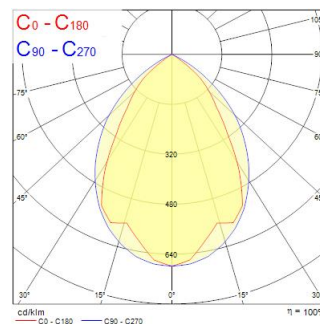


Photometrics

Distance [m]	Cone diameter [m]	Beam diameter [m]	Beam diameter [ft]	Beam diameter [in]	Illuminance [lx]
0.5	0.89 0.87	0.71	2.33	9.21	2007
1.0	1.78 1.73	1.42	4.66	18.42	502
1.5	2.68 2.60	2.13	7.00	27.64	335
2.0	3.55 3.47	2.84	9.33	36.86	251
2.5	4.44 4.33	3.55	11.67	46.08	188
3.0	5.33 5.20	4.26	14.00	55.30	141

Distance [m] Cone diameter [m] Illuminance [lx]

— C0 - C180 (Half beam angle: 63.4°) — C90 - C270 (Half beam angle: 63.2°)



RANA NEO 3500LM REC 600x600 840 DALI 2L WHITE

Item No: 0052579

SYLVANIA

General data

Product name	RANA NEO 3500LM REC 600x600 840 DALI 2L WHITE
Technology	LED
Cap/Base	N/A
Housing	Steel
Mount	Ceiling recessed mounting
Built in presence detector	NONE
General application	Office, Education
Operating temperature range (°C)	5°C...+25°C
Performance ambient temperature Tq (°C)	25
Virtual assistant compatibility	N/A
ETIM Class	EC002892
Warranty	5 years

Optical data

Fixture luminous flux (lm)	3527
Luminaire efficacy (lm/W)	113
Correlated colour temperature (k)	4000
Light colour	Neutral White
CRI (Ra)	80
Colour Variation Initial (SDCM)	SDCM3
Distribution type	Symmetric
Glare control	< 16
Photobiological Risk Group	RG0

Electrical data

Emergency type	
Total power consumption (W)	31
Primary Supply/Product voltage - min (V)	220.0
Primary Supply/Product voltage - max (V)	240.0
Lamp power factor	0.98
THD (at 230 V, 50 Hz, full load, at 100% dimming level) ≤ xx.x %	9
Electrical protection	Class I
Control gear required	No
Control gear type	LED driver constant current
Dimmable	Yes
Dimming method	DALI-2
Minimum dimming level (%)	1
Drive current (mA)	300
Inrush Current (A)	22.4
Inrush Duration (µs)	176
Energy Efficiency Class (A->G) of contained light source	C
Nominal Frequency (Hz)	50/60Hz
LED Flickering Rate	Ultra low (5% or less)
Max. products per 10A C Breaker	21
Max. products per 13A C Breaker	28
Max. products per 16A C Breaker	36
Max. products per 20A C Breaker	45
Max. products per 10A B Breaker	13
Max. products per 13A B Breaker	17
Max. products per 16A B Breaker	22
Max. products per 20A B Breaker	27
Connectable conductor cross section - Min (mm ²)	0.75
Connectable conductor cross section - Max (mm ²)	2.5

RANA NEO 3500LM REC 600x600 840 DALI 2L WHITE

Item No: 0052579

SYLVANIA

Lifetime data

Lifespan L70 B50	100000
Lifespan L80 B20	96000

Physical data

Housing colour	RAL 9016 - Traffic white / Bezel
IP rating	IP20
IK rating	IK07
Diffuser finish	Opal
Diffuser material	PC Polycarbonate
Reflector finish	Not Applicable
Nominal Product Length (mm)	595
Nominal Product Width (mm)	595
Nominal Product Height (mm)	52
Weight (kg)	3.484

Packaging

Product EAN number	5410288525792
Packaging single length / height (cm)	64.3
Packaging single width (cm)	61.2
Packaging single depth (cm)	6.0
DUN14 (inner)	05410288525792
Units per outer package	1
Packaging outer length / height (cm)	64.3
Packaging outer width (cm)	61.2
Packaging outer depth (cm)	6.0

Safety data

Glow Wire Test (°C)	850
Optimal operating condition (°C)	5-25