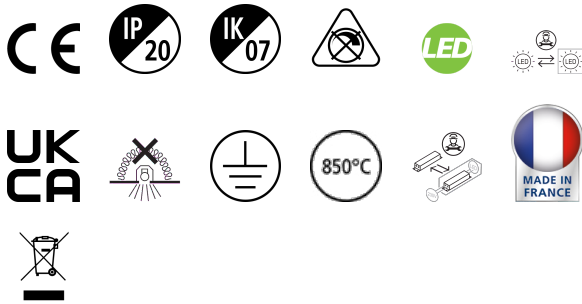


RANA NEO 3300LM S 600 830 CC 2L WHITE

Item No: 0054210

SYLVANIA

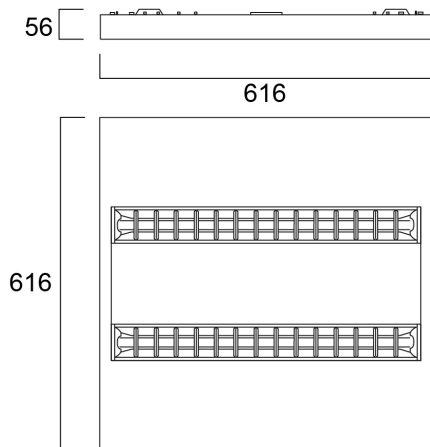
PROTM



Surface or Suspended LED luminaire with Micro Prismatic Optic, Direct Light Distribution, Luminaire Dimensions: 616x616x56mm, White body colour, IP20, IK07, Constant Current, Low LED flicker (+/-5%), Warm White (3000K) LED Colour Temperature, 3300lm, 30W, 110lm/W efficacy, CRI>80, 3 SDCM (3-step MacAdam ellipse) LED Colour Consistency, UGR<15, Luminance at 65° < 3000 cd/m², Lifespan: 96,000 hours L80B20, Quick electrical connection with push-connectors in the luminaire, Glow Wire Test 850°C.

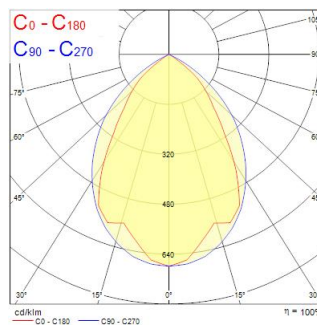
Technical Assets

Dimensions (mm)



Photometrics

Distance [m]	Cone diameter [m]	Beam diameter [m]	Beam angle [°]	Beam angle [°]	Beam angle [°]	Illuminance [lx]
0.5	0.89 0.67	0.89 0.67	41°	33°	25°	900 1908 2600
1.0	1.78 1.33	1.78 1.33	41°	33°	25°	2270 479 667
1.5	2.68 2.00	2.68 2.00	41°	33°	25°	1010 212 292
2.0	3.55 2.67	3.55 2.67	41°	33°	25°	585 119 164
2.5	4.44 3.33	4.44 3.33	41°	33°	25°	364 76 106
3.0	5.33 4.00	5.33 4.00	41°	33°	25°	250 51 71



RANA NEO 3300LM S 600 830 CC 2L WHITE

Item No: 0054210

SYLVANIA

General data

Product name	RANA NEO 3300LM S 600 830 CC 2L WHITE
Technology	LED
Cap/Base	N/A
Housing	Steel
Mount	Ceiling surface mounting, Suspended
Built in presence detector	NONE
General application	Office, Education
Operating temperature range (°C)	-5°C...+25°C
Performance ambient temperature Tq (°C)	25
Virtual assistant compatibility	N/A
ETIM Class	EC002892
Warranty	5 years

Optical data

Fixture luminous flux (lm)	3300
Luminaire efficacy (lm/W)	110
Correlated colour temperature (k)	3000
Light colour	Warm White
CRI (Ra)	80
Colour Variation Initial (SDCM)	SDCM3
Distribution type	Symmetric
Glare control	< 16
Photobiological Risk Group	RG0

Electrical data

Emergency type	
Total power consumption (W)	30
Primary Supply/Product voltage - min (V)	220.0
Primary Supply/Product voltage - max (V)	240.0
Lamp power factor	0.97
THD (at 230 V, 50 Hz, full load, at 100% dimming level) ≤ xx.x %	15
Electrical protection	Class I
Control gear required	No
Control gear type	LED driver constant current
Dimmable	No
Dimming method	N/A
Drive current (mA)	300
Inrush Current (A)	5.5
Inrush Duration (µs)	20
Energy Efficiency Class (A->G) of contained light source	C
Nominal Frequency (Hz)	50/60Hz
LED Flickering Rate	Ultra low (5% or less)
Max. products per 10A C Breaker	41
Max. products per 13A C Breaker	53
Max. products per 16A C Breaker	65
Max. products per 20A C Breaker	82
Max. products per 10A B Breaker	41
Max. products per 13A B Breaker	53
Max. products per 16A B Breaker	65
Max. products per 20A B Breaker	82
Connectable conductor cross section - Min (mm ²)	0.75
Connectable conductor cross section - Max (mm ²)	2.5

Lifetime data

Lifespan L70 B50	100000
Lifespan L80 B20	96000

RANA NEO 3300LM S 600 830 CC 2L WHITE

Item No: 0054210

SYLVANIA

Physical data

Housing colour	RAL 9016 - Traffic white / Bezel
IP rating	IP20
IK rating	IK07
Diffuser finish	Opal
Diffuser material	PC Polycarbonate
Reflector finish	Not Applicable
Nominal Product Length (mm)	616
Nominal Product Width (mm)	616
Nominal Product Height (mm)	50
Weight (kg)	5.0

Packaging

Product EAN number	5410288542102
Packaging single length / height (cm)	67.0
Packaging single width (cm)	6.5
Packaging single depth (cm)	64.5
DUN14 (inner)	05410288542102
Units per outer package	1
Packaging outer length / height (cm)	67.0
Packaging outer width (cm)	6.5
Packaging outer depth (cm)	64.5

Safety data

Glow Wire Test (°C)	850
Optimal operating condition (°C)	-5-25