


RANA NEO 3500LM S 600 840 CC EM 2L WHITE

Item No: 0054217

SYLVANIA

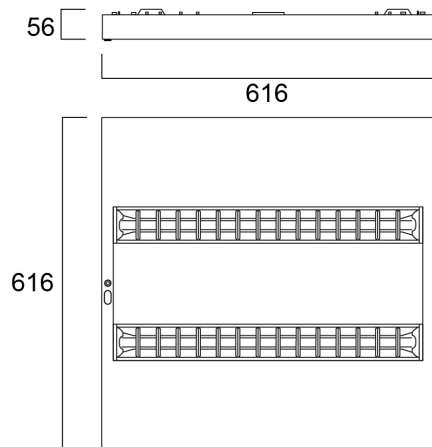
PROTM



Surface or Suspended LED luminaire with Micro Prismatic Optic, Direct Light Distribution, Luminaire Dimensions: 616x616x56mm, White body colour, IP20, IK07, Constant Current, Emergency 3 hours, Low LED flicker (+/-5%), Neutral White (4000K) LED Colour Temperature, 3500lm, 32W, 109lm/W efficacy, CRI>80, 3 SDCM (3-step MacAdam ellipse) LED Colour Consistency, UGR<15, Luminance at 65° < 3000 cd/m2, Lifespan: 96,000 hours L80B20, Quick electrical connection with push-connectors in the luminaire, Glow Wire Test 850°C.

Technical Assets

Dimensions (mm)

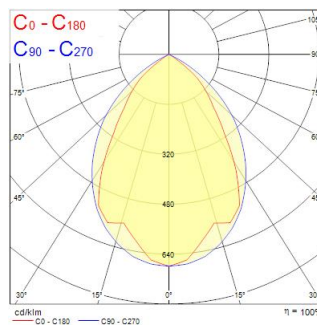


Photometrics

Distance [m]	Cone diameter [m]	E107	E108	E109	E110	E111	E112	E113	E114
0.5	0.89 0.67	2071	2100	2129	2158	2187	2216	2245	2274
1.0	1.78 1.33	1035	1050	1065	1080	1095	1110	1125	1140
1.5	2.66 2.00	690	700	710	720	730	740	750	760
2.0	3.55 2.67	518	525	532	540	547	554	561	568
2.5	4.44 3.33	414	420	426	432	438	444	450	456
3.0	5.33 4.00	339	344	349	354	359	364	369	374

Distance [m] Cone diameter [m] Illuminance [lx]

— C0 - C180 (Half beam angle: 67.4°)
— C90 - C270 (Half beam angle: 63.2°)



RANA NEO 3500LM S 600 840 CC EM 2L WHITE

Item No: 0054217

SYLVANIA

General data

Product name	RANA NEO 3500LM S 600 840 CC EM 2L WHITE
Technology	LED
Cap/Base	N/A
Housing	Steel
Mount	Ceiling surface mounting, Suspended
Built in presence detector	NONE
General application	Office, Education
Operating temperature range (°C)	5°C...+25°C
Performance ambient temperature Tq (°C)	25
Virtual assistant compatibility	N/A
ETIM Class	EC002892
Warranty	5 years

Optical data

Fixture luminous flux (lm)	3500
Luminaire efficacy (lm/W)	109
Correlated colour temperature (k)	4000
Light colour	Neutral White
CRI (Ra)	80
Colour Variation Initial (SDCM)	SDCM3
Distribution type	Symmetric
Glare control	< 16
Photobiological Risk Group	RG0
Luminous flux (emergency) (lm)	80

Electrical data

Emergency mode	Non-maintained
Emergency type	
Emergency duration (h)	3
Total power consumption (W)	32
Primary Supply/Product voltage - min (V)	220.0
Primary Supply/Product voltage - max (V)	240.0
Lamp power factor	0.97
THD (at 230 V, 50 Hz, full load, at 100% dimming level) ≤ xx.x %	15
Electrical protection	Class I
Control gear required	No
Control gear type	LED driver constant current
Dimmable	No
Dimming method	N/A
Drive current (mA)	300
Inrush Current (A)	5.5
Inrush Duration (µs)	20
Energy Efficiency Class (A->G) of contained light source	C
Nominal Frequency (Hz)	50/60Hz
LED Flickering Rate	Ultra low (5% or less)
Max. products per 10A C Breaker	41
Max. products per 13A C Breaker	53
Max. products per 16A C Breaker	65
Max. products per 20A C Breaker	82
Max. products per 10A B Breaker	41
Max. products per 13A B Breaker	53
Max. products per 16A B Breaker	65
Max. products per 20A B Breaker	82
Connectable conductor cross section - Min (mm ²)	0.75
Connectable conductor cross section - Max (mm ²)	2.5

RANA NEO 3500LM S 600 840 CC EM 2L WHITE

Item No: 0054217

SYLVANIA

Lifetime data

Lifespan L70 B50	100000
Lifespan L80 B20	96000

Physical data

Housing colour	RAL 9016 - Traffic white / Bezel
IP rating	IP20
IK rating	IK07
Diffuser finish	Opal
Diffuser material	PC Polycarbonate
Reflector finish	Not Applicable
Nominal Product Length (mm)	616
Nominal Product Width (mm)	616
Nominal Product Height (mm)	50
Weight (kg)	5.0

Packaging

Product EAN number	5410288542171
Packaging single length / height (cm)	67.0
Packaging single width (cm)	6.5
Packaging single depth (cm)	64.5
DUN14 (inner)	05410288542171
Units per outer package	1
Packaging outer length / height (cm)	67.0
Packaging outer width (cm)	6.5
Packaging outer depth (cm)	64.5

Safety data

Glow Wire Test (°C)	850
Optimal operating condition (°C)	5-25