


# OPTIX RECESSED 625 3L LUMI 4K ALU SSA03

Item No: 2023947

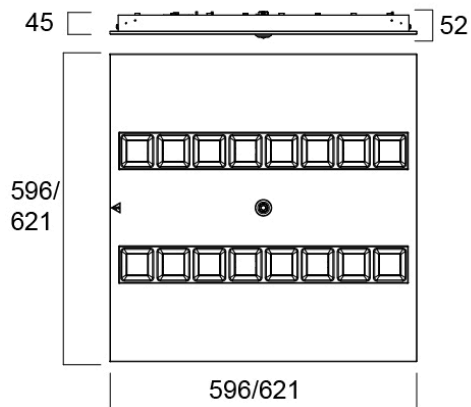
Concord



OPTIX RECESSED 625 3L LUMI 4000K ALU SSA03 is a ceiling recessed luminaire for office and education applications with Aluminised plastic extra low glare optics and RAL9016 colour fixture body. SylSmart Connected enabled. 4000K Neutral White LED, chromaticity tolerance of 3-step MacAdam ellipse. For 4000K - Colour rendering index Ra >98; Melanopic Ratio MEER: 0.776; Fidelity Index Rf: 94; Gamut Index Rg: 98. For 4000K luminous flux: 3750lm. Power consumption: 38W. Luminaire efficacy: 99lm/W. UGR<16 Luminance at 65°<200 Cd/m2, IK07, IP20. Photobiological safety risk group 0. Electrical protection Class I. Glow wire test 850°C. 60,000hrs L80B20 lifespan.

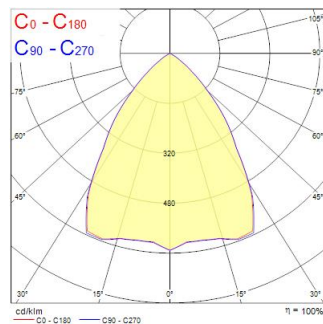
## Technical Assets

### Dimensions (mm)



### Photometrics

Distance [m]	Cone diameter [m]	Beam diameter [m]	Beam diameter [m]	Illuminance [lx]
0.5	0.78	0.78	0.78	9483
	0.78	0.78	0.78	2369
1.0	1.55	1.55	1.55	2369
	1.55	1.55	1.55	592
1.5	2.33	2.34	2.34	1081
	2.34	2.34	2.34	260
2.0	3.10	3.11	3.11	591
	3.11	3.11	3.11	147
2.5	3.88	3.89	3.89	379
	3.89	3.89	3.89	94
3.0	4.65	4.67	4.67	263
	4.67	4.67	4.67	66



# OPTIX RECESSED 625 3L LUMI 4K ALU SSA03

Item No: 2023947

## Concord

### General data

Product name	OPTIX RECESSED 625 3L LUMI 4K ALU SSA03
Technology	LED
Cap/Base	N/A
Housing	Steel
Mount	Ceiling recessed mounting
Built in presence detector	PIR
Fixture rating	Enclosed
General application	Office, Education
Operating temperature range (°C)	10°C...+25°C
Performance ambient temperature Tq (°C)	25
Virtual assistant compatibility	N/A
ETIM Class	EC002892
Warranty	5 years

### Optical data

Fixture luminous flux (lm)	3750
Luminaire efficacy (lm/W)	99
Correlated colour temperature (k)	4000
Light colour	Neutral White
CRI (Ra)	98
Colour Variation Initial (SDCM)	SDCM3
Colour Consistency (SDCM)	3
Distribution type	Symmetric
Glare control	< 16
Photobiological Risk Group	RG1

### Electrical data

Emergency type	
Total power consumption (W)	38
Primary Supply/Product voltage - min (V)	220.0
Primary Supply/Product voltage - max (V)	240.0
Lamp power factor	0.95
THD (at 230 V, 50 Hz, full load, at 100% dimming level) ≤ xx.x %	10
Electrical protection	Class I
Control gear required	No
Control gear type	LED driver constant current
Dimmable	Yes
Dimming method	SylSmart Connected (SSA)
Minimum dimming level (%)	1
Drive current (mA)	250
Inrush Current (A)	18
Inrush Duration (µs)	175
Energy Efficiency Class (A->G) of contained light source	F
Nominal Frequency (Hz)	50/60Hz
LED Flickering Rate	Ultra low (5% or less)
Max. products per 10A C Breaker	21
Max. products per 13A C Breaker	28
Max. products per 16A C Breaker	35
Max. products per 20A C Breaker	45
Max. products per 10A B Breaker	13
Max. products per 13A B Breaker	17
Max. products per 16A B Breaker	21
Max. products per 20A B Breaker	27
Connectable conductor cross section - Min (mm <sup>2</sup> )	0.75
Connectable conductor cross section - Max (mm <sup>2</sup> )	2.5

# OPTIX RECESSED 625 3L LUMI 4K ALU SSA03

Item No: 2023947

## Concord

### Lifetime data

Lifespan L70 B50	100000
Lifespan L80 B20	60000

### Physical data

Housing colour	RAL 9016 - Traffic white / Bezel
IP rating	IP20
IK rating	IK07
Diffuser finish	Matt/satinized
Diffuser material	PC Polycarbonate
Reflector finish	High-gloss
Nominal Product Length (mm)	621
Nominal Product Width (mm)	621
Nominal Product Height (mm)	38
Weight (kg)	5.0

### Packaging

Product EAN number	5025768239474
Packaging single length / height (cm)	67.0
Packaging single width (cm)	6.5
Packaging single depth (cm)	64.5
DUN14 (inner)	05025768239474
Units per outer package	1
Packaging outer length / height (cm)	67.0
Packaging outer width (cm)	6.5
Packaging outer depth (cm)	64.5

### Safety data

Glow Wire Test (°C)	850
Optimal operating condition (°C)	10-25