


# Concord Beacon 4000k SM Wide SSC White

Item No: 2062513

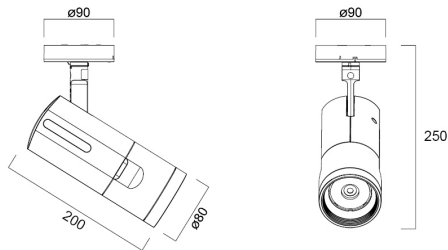
**Concord**



Simple and slick integral design with no driver box and without any visible screws. New technology utilization for improved performance. Extremely precise light beams due to the high-quality lenses.  $\varnothing$ 80mm die-cast aluminium body, Fix beam angle: 55°, Textured white finishing colour. Light color temperature: 4000K, natural light. System power: 18W, Fixture lumen output: 1600lm, efficacy: 89lm/W, Ra97 typical, LED chromacity: 2 step MacAdam ellipse LED source (SDCM2), IR/UV free light source without heat radiation. Operating voltage 220-240V / 50-60Hz, electronic driver, dimmable via SylSmart. Standalone SSC. Surface mounting with surface mounting base. Electrical protection: Class II. Degree of protection: IP20, suitable for indoor environment only. Horizontal rotation: 355°, vertical tilt: 90°. Nominal product dimensions: D.80mmx200mm. 5 years warranty. Suitable for ceiling surface mounting, and wall surface mounting.

## Technical Assets

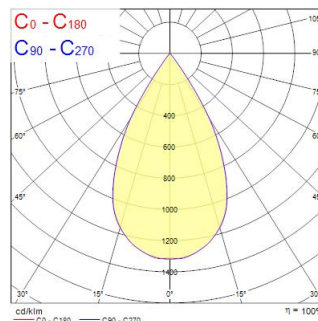
### Dimensions (mm)



### Photometrics

Distance [m]	Cone diameter [m]	Beam diameter [m]	Beam diameter [m]	Illuminance [lx]
0.5	0.54	507	382	808
1.0	1.07	507	382	202
1.5	1.61	507	382	89
2.0	2.14	507	382	55
2.5	2.68	507	382	38
3.0	3.22	507	382	22

Distance [m] Cone diameter [m] Illuminance [lx]  
 — C0 - C180 (Half beam angle: 56.4°)



# Concord Beacon 4000k SM Wide SSC White

Item No: 2062513

**Concord**

## General data

Product name	Concord Beacon 4000k SM Wide SSC White
Technology	LED
Cap/Base	N/A
Housing	Aluminium
Mount	Ceiling surface mounting, Wall surface mounted
Built in presence detector	NONE
Fixture rating	Enclosed
General application	Museums & Galleries, Retail, Hospitality
Operating temperature range (°C)	-10°C...+35°C
Virtual assistant compatibility	N/A
ETIM Class	EC001744
Warranty	5 years

## Optical data

Fixture luminous flux (lm)	1600
Luminaire efficacy (lm/W)	89
LOR (%)	100
Correlated colour temperature (k)	4000
Light colour	Neutral White
CRI (Ra)	97
Colour Variation Initial (SDCM)	SDCM2
Luminous Intensity (cd)	1600
Beam Angle (°)	55
Distribution type	Symmetric
Photobiological Risk Group	RG1

## Electrical data

Emergency type	
Total power consumption (W)	18
Supply current (A)	0.082
Primary Supply/Product voltage - min (V)	220.0
Primary Supply/Product voltage - max (V)	240.0
Lamp power factor	0.9
THD (at 230 V, 50 Hz, full load, at 100% dimming level) ≤ xx.x %	8.2
Electrical protection	Class II
Control gear type	LED driver constant current
Dimmable	Yes
Dimming method	SylSmart Standalone (SSC)
Minimum dimming level (%)	1
Drive current (mA)	500
Inrush Current (A)	20
Inrush Duration (µs)	25
Energy Efficiency Class (A->G) of contained light source	E
Nominal Frequency (Hz)	50/60Hz
Max. products per 10A C Breaker	50
Max. products per 13A C Breaker	104
Max. products per 16A C Breaker	136
Max. products per 20A C Breaker	166
Max. products per 10A B Breaker	50
Max. products per 13A B Breaker	62
Max. products per 16A B Breaker	80
Max. products per 20A B Breaker	100

## Lifetime data

Lifespan L70 B50	100000
Lifespan L80 B50	100000
Lifespan L90 B50	56000

# Concord Beacon 4000k SM Wide SSC White

Item No: 2062513

**Concord**

## Physical data

Housing colour	RAL 9016 - Traffic white / Bezel
IP rating	IP20
IK rating	IK02
Diffuser finish	Other
Diffuser material	PMMA Acrylic
Reflector finish	Not Applicable
Nominal Product Length (mm)	200
Nominal Product Width (mm)	80
Nominal Product Height (mm)	250
Weight (kg)	1.2

## Packaging

Product EAN number	5025768625130
Packaging single length / height (cm)	30.5
Packaging single width (cm)	13.5
Packaging single depth (cm)	20.5
DUN14 (inner)	05025768625130
Units per outer package	1
Packaging outer length / height (cm)	30.5
Packaging outer width (cm)	13.5
Packaging outer depth (cm)	20.5

## Safety data

Glow Wire Test (°C)	650
Optimal operating condition (°C)	-10-35
Dry applications use only	Yes