


CONTINUUM PLUS TR 1.2 940 CO OPAL D SSA03 W

Item No: 2064647


Concord



CONTINUUM PLUS TR 1.2 940 CO OPAL D SSA03 W is a linear luminaire with trim body for plasterboard ceilings, suitable for recessed installation either horizontally or vertically, recessed mounting accessory, direct light distribution, compact and minimalist design, ideal for offices, meeting rooms, corridors, education facilities, museums and libraries, white (RAL9016) finishing, extruded aluminium body, 1290x80x93mm dimensions, opal diffuser, 4000K (neutral white) colour temperature, total system power: 22W, total fixture output: 2900lm, luminaire efficacy: 132lm/W, colour rendering: Ra >90, LED Chromacity: 3 step MacAdam ellipse, lifespan: 89,000 hours L80B50, operating voltage: 220-240V / 50-60Hz, drive current: 500mA, electronic driver, SylSmart® Connected enabled, Class I electrical protection, IP20, IK03, suitable for internal environment only. The product is delivered without diffuser, end cap, suspension or power supply kit, the accessories eg rolled diffuser (2064605) to be ordered separately.

Technical Assets

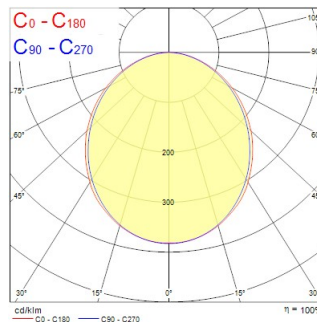
Dimensions (mm)



Photometrics

Distance [m]	Cone diameter [m]	Beam diameter [m]	Illuminance [lx]
0.5	1.23 1.31	0.71 0.74	4432 3911
1.0	2.45 2.62	1.42 1.48	1108 981
1.5	3.68 3.92	2.13 2.22	482 428
2.0	4.90 5.23	2.84 3.04	277 246
2.5	6.13 6.54	3.55 3.78	177 158
3.0	7.36 7.85	4.26 4.53	133 119

Distance [m] Cone diameter [m] Beam diameter [m] Illuminance [lx]
 — C0 - C180 (Half beam angle: 105.2°)
 — C90 - C270 (Half beam angle: 101.6°)



CONTINUUM PLUS TR 1.2 940 CO OPAL D SSA03 W

Item No: 2064647

Concord

General data

Product name	CONTINUUM PLUS TR 1.2 940 CO OPAL D SSA03 W
Technology	LED
Cap/Base	N/A
Housing	Aluminium
Mount	Ceiling recessed mounting
Built in presence detector	PIR
Fixture rating	Enclosed
General application	Office, Education, Retail
Operating temperature range (°C)	1°C...+25°C
Virtual assistant compatibility	N/A
ETIM Class	EC002892
Warranty	5 years

Optical data

Fixture luminous flux (lm)	2900
Luminaire efficacy (lm/W)	132
Correlated colour temperature (k)	4000
Light colour	Neutral White
CRI (Ra)	90
Colour Variation Initial (SDCM)	SDCM3
Distribution type	Symmetric
Glare control	< 25
Photobiological Risk Group	RG1

Electrical data

Emergency type	
Total power consumption (W)	22
Primary Supply/Product voltage - min (V)	220.0
Primary Supply/Product voltage - max (V)	240.0
Lamp power factor	0.97
THD (at 230 V, 50 Hz, full load, at 100% dimming level) ≤ xx.x %	10
Electrical protection	Class I
Control gear required	No
Control gear type	LED driver constant current
Dimmable	Yes
Dimming method	SylSmart Connected (SSA)
Minimum dimming level (%)	1
Drive current (mA)	500
Inrush Current (A)	13.6
Inrush Duration (µs)	304
Energy Efficiency Class (A->G) of contained light source	B
Nominal Frequency (Hz)	50/60Hz
LED Flickering Rate	Ultra low (5% or less)
Max. products per 10A C Breaker	30
Max. products per 13A C Breaker	38
Max. products per 16A C Breaker	46
Max. products per 20A C Breaker	58
Max. products per 10A B Breaker	18
Max. products per 13A B Breaker	23
Max. products per 16A B Breaker	28
Max. products per 20A B Breaker	35
Connectable conductor cross section - Min (mm ²)	0.75
Connectable conductor cross section - Max (mm ²)	1.5

CONTINUUM PLUS TR 1.2 940 CO OPAL D SSA03 W

Item No: 2064647

Concord

Lifetime data

Lifespan L70 B50	100000
Lifespan L80 B50	89000

Physical data

Housing colour	RAL 9016 - Traffic white / Bezel
IP rating	IP20
IK rating	IK03
Diffuser finish	Opal
Diffuser material	PC Polycarbonate
Reflector finish	Not Applicable
Nominal Product Length (mm)	1290
Nominal Product Width (mm)	80
Nominal Product Height (mm)	93
Weight (kg)	3.2

Packaging

Product EAN number	5025768646470
Packaging single length / height (cm)	139.0
Packaging single width (cm)	11.7
Packaging single depth (cm)	14.7
DUN14 (inner)	05025768646470
Units per outer package	1
Packaging outer length / height (cm)	139.0
Packaging outer width (cm)	11.7
Packaging outer depth (cm)	14.7

Safety data

Glow Wire Test (°C)	650
Optimal operating condition (°C)	1-25