


SYL-LIGHTER II 220 21W NW DALI

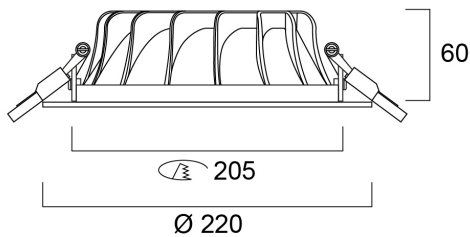
Item No: 3031846



Ceiling recessed IP44 from the front LED downlight, perfect where limited ceiling void is available with only 60mm product depth and 205mm cutout. Ideal replacement for 1x42W CFL downlights. The polycarbonate diffuser allows for a wider light distribution and increased spacings between luminaires. Die-cast aluminium body, 2102LM, 21W, 100lm/W, 4000K, Driver Current: 600mA, CRI80, 74° beam angle, Dali dimmable LED driver (Tridonic 28000675), IP44 from the front, IK07, (HxW) 60x205mm, 0.60kg, RAL9003, Class 2, 220-240V,

Technical Assets

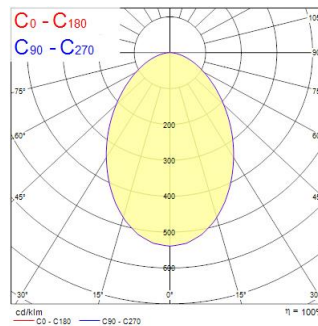
Dimensions (mm)



Photometrics

| Distance [m] | Cone diameter [m] | Beam diameter [m] | Illuminance [lx] |
|--------------|-------------------|-------------------|------------------|
| 0.5 | 0.82 | 0.70 | 433 |
| 1.0 | 1.63 | 1.40 | 113 |
| 1.5 | 2.45 | 2.10 | 50 |
| 2.0 | 3.26 | 2.80 | 29 |
| 2.5 | 4.08 | 3.50 | 19 |
| 3.0 | 4.89 | 4.20 | 13 |

Distance [m] Cone diameter [m] Illuminance [lx]
 — C0 - C180 (Half beam angle: 74.4°)



SYL-LIGHTER II 220 21W NW DALI

Item No: 3031846

General data

| | |
|---|--------------------------------|
| Product name | SYL-LIGHTER II 220 21W NW DALI |
| Technology | LED |
| Housing | Aluminium |
| Mount | Ceiling recessed mounting |
| Fixture rating | Enclosed |
| Environment | Interior |
| General application | Hospitality |
| Performance ambient temperature Tq (°C) | 25 |
| ETIM Class | EC001744 |
| E-number FI | 4270285 |
| E-number SE | 7470959 |
| Warranty | 5 years |

Optical data

| | |
|-----------------------------------|---------------|
| Fixture luminous flux (lm) | 2102 |
| Luminaire efficacy (lm/W) | 100 |
| LOR (%) | 100 |
| Correlated colour temperature (k) | 4000 |
| Light colour | Neutral White |
| CRI (Ra) | 80 |
| Colour Consistency (SDCM) | 5 |
| Beam Angle (°) | 74 |
| Distribution type | Symmetric |
| Photobiological Risk Group | RG0 |

Electrical data

| | |
|--|----------|
| Total power consumption (W) | 21 |
| Lamp power factor | 0.96 |
| Electrical protection | Class II |
| Control gear required | Yes |
| Control gear type | Other |
| Control gear mounting | Remote |
| Dimmable | Yes |
| Dimming method | DALI |
| Minimum dimming level (%) | 1 |
| Drive current (mA) | 600 |
| Inrush Current (A) | 26 |
| Inrush Duration (µs) | 151 |
| Energy Efficiency Class (A->G) of contained light source | E |
| Nominal Frequency (Hz) | 50/60Hz |
| Max. products per 10A C Breaker | 31 |
| Max. products per 13A C Breaker | 43 |
| Max. products per 16A C Breaker | 53 |
| Max. products per 20A C Breaker | 66 |
| Max. products per 10A B Breaker | 19 |
| Max. products per 13A B Breaker | 26 |
| Max. products per 16A B Breaker | 32 |
| Max. products per 20A B Breaker | 40 |

Lifetime data

| | |
|------------------|-------|
| Lifespan L70 B50 | 50000 |
|------------------|-------|

SYL-LIGHTER II 220 21W NW DALI

Item No: 3031846

Physical data

| | |
|-------------------------------|-------------------------|
| Housing colour | RAL 9003 - Signal white |
| IP rating | IP44/20 |
| IK rating | IK07 |
| Diffuser finish | Opal |
| Diffuser material | PC Polycarbonate |
| Reflector finish | Other |
| Nominal Product Height (mm) | 60 |
| Nominal Product Diameter (mm) | 220 |
| Weight (kg) | 0.757 |

Packaging

| | |
|---------------------------------------|----------------|
| Product EAN number | 8711971318460 |
| Packaging single length / height (cm) | 25.3 |
| Packaging single width (cm) | 25.3 |
| Packaging single depth (cm) | 7.2 |
| DUN14 (inner) | 18711971318460 |
| Units per outer package | 12 |
| Packaging outer length / height (cm) | 52.4 |
| Packaging outer width (cm) | 52.6 |
| Packaging outer depth (cm) | 23.8 |

Safety data

| | |
|---------------------|-----|
| Glow Wire Test (°C) | 850 |
|---------------------|-----|