


# Pixo Small 1490lm 930 NB MB WB White

Item No: 0005440

**SYLVANIA**

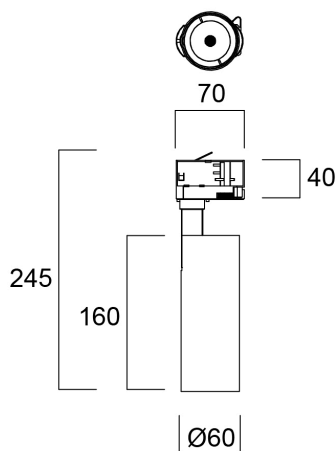
**PRO**<sup>TM</sup>



Integrated LED spotlight, Textured White - RAL9016, simple and slick integral design with no driver box and without any visible screws, ideal for retail applications, die-cast aluminium body, passive cooling heatsink. Beam angle: 36°, additional lenses 24° and 54° beam angle included, color temperature: 3000K, total system power: 15W, total fixture output: 1496 lm, LOR: 100%, colour rendering: Ra: 90 typical, IR/UV free light source without heat radiation, operating voltage: 220-240V / 50-60Hz, electronic driver, non-dimmable, ultra low LED flickering rate (5% or less), power factor: >0.90, electrical protection: Class I, Powergear 3-circuit adapter suitable for 3-circuit tracks, ingress protection rating: IP20, suitable for internal environment only, horizontal rotation: 345°, vertical tilt: 90°, dimensions: Ø60x70x248, weight: 0.517kg. Compatible with OneTrack.

## Technical Assets

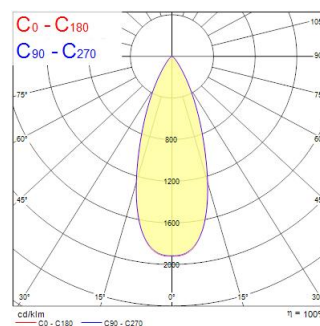
### Dimensions (mm)



### Photometrics

Distance [m]	Cone diameter [m]	Beam diameter [m]	Beam diameter [in]	Illuminance [lx]
0.5	0.23	Ø10	13.1"	10509
		Ø10	13.1"	866
1.0	0.47	Ø20	13.1"	467
		Ø20	13.1"	217
1.5	0.70	Ø30	13.1"	207
		Ø30	13.1"	93
2.0	0.93	Ø40	13.1"	157
		Ø40	13.1"	62
2.5	1.16	Ø50	13.1"	79
		Ø50	13.1"	31
3.0	1.40	Ø60	13.1"	54
		Ø60	13.1"	21

Distance [m] Cone diameter [m] Illuminance [lx]  
 C0 - C180 (Half beam angle: 26.2°)



# Pixo Small 1490lm 930 NB MB WB White

Item No: 0005440

**SYLVANIA**

## General data

Product name	Pixo Small 1490lm 930 NB MB WB White
Technology	LED
Cap/Base	N/A
Mount	Track mounting
Environment	Indoor
General application	Museums & Galleries, Residential & Consumer, Retail
Operating temperature range (°C)	-20°C...+40°C
Performance ambient temperature Tq (°C)	25
ETIM Class	EC001744
E-number FI	4278239
Warranty	5 years

## Optical data

Fixture luminous flux (lm)	1496
Luminaire efficacy (lm/W)	100
Correlated colour temperature (k)	3000
Light colour	Warm White
CRI (Ra)	90
Colour Variation Initial (SDCM)	SDCM5
Beam Angle (°)	36
Photobiological Risk Group	RG1

## Electrical data

Total power consumption (W)	15
Primary Supply/Product voltage - min (V)	220.0
Primary Supply/Product voltage - max (V)	240.0
Lamp power factor	0.9
THD (at 230 V, 50 Hz, full load, at 100% dimming level) ≤ xx.x %	10
Electrical protection	Class I
No. Of switching cycles before premature failures	>100000
Dimmable	No
Dimming method	N/A
Drive current (mA)	400
Inrush Current (A)	12
Inrush Duration (µs)	33
Nominal Frequency (Hz)	50/60Hz
Max. products per 10A C Breaker	68
Max. products per 13A C Breaker	88
Max. products per 16A C Breaker	108
Max. products per 20A C Breaker	135
Max. products per 10A B Breaker	68
Max. products per 13A B Breaker	88
Max. products per 16A B Breaker	108
Max. products per 20A B Breaker	135

## Lifetime data

Lifespan L70 B50	100000
Lifespan L80 B20	100000
Lifespan L90 B50	56000
Lifespan L90 B10	41000

# Pixo Small 1490lm 930 NB MB WB White

Item No: 0005440

**SYLVANIA**

## Physical data

Housing colour	White
IP rating	IP20
IK rating	IK03
Nominal Product Length (mm)	160
Nominal Product Width (mm)	60
Nominal Product Height (mm)	245
Nominal Product Diameter (mm)	60
Weight (kg)	0.517

## Packaging

Product EAN number	5410288054407
Packaging single length / height (cm)	8.5
Packaging single width (cm)	8.5
Packaging single depth (cm)	26.0
DUN14 (inner)	15410288054404
Units per outer package	12
Packaging outer length / height (cm)	35.5
Packaging outer width (cm)	27.0
Packaging outer depth (cm)	28.0

## Safety data

Glow Wire Test (°C)	650
Optimal operating condition (°C)	-20-40