


Pixo Medium 3000lm 940 NB MB WB WHT

Item No: 0005448

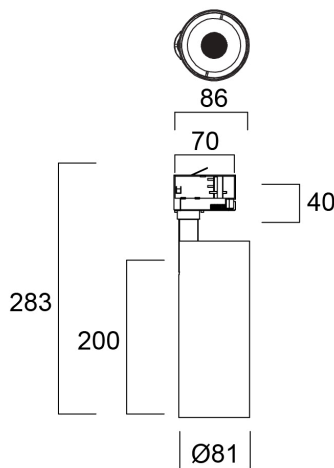
SYLVANIA



Integrated LED spotlight, Textured White - RAL9016, simple and slick integral design with no driver box and without any visible screws, ideal for retail applications, die-cast aluminium body, passive cooling heatsink. Beam angle: 36°, additional lenses 24° and 54° beam angle included, color temperature: 4000k, total system power: 32W, total fixture output: 3024 lm, LOR: 100%, colour rendering: Ra: 90 typical, IR/UV free light source without heat radiation, operating voltage: 220-240V / 50-60Hz, electronic driver, non-dimmable, ultra low LED flickering rate (5% or less), power factor: >0.90, electrical protection: Class I, Powergear 3-circuit adapter suitable for 3-circuit tracks, ingress protection rating: IP20, suitable for internal environment only, horizontal rotation: 345°, vertical tilt: 90°, dimensions: Ø81x86x283, weight: 0.892kg. Compatible with OneTrack.

Technical Assets

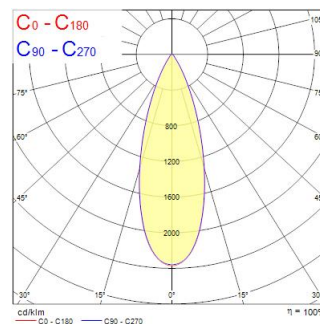
Dimensions (mm)



Photometrics

Distance [m]	Cone diameter [m]	Beam diameter [m]	Illuminance [lx]
0.5	0.51	0.27	1536
1.0	1.03	0.54	374
1.5	1.54	0.81	167
2.0	2.06	1.08	94
2.5	2.57	1.35	60
3.0	3.08	1.62	41

Distance [m] Cone diameter [m] Illuminance [lx]
 — C0 - C180 (Half beam angle: 54.4°)



Pixo Medium 3000lm 940 NB MB WB WHT

Item No: 0005448

SYLVANIA

General data

Product name	Pixo Medium 3000lm 940 NB MB WB WHT
Technology	LED
Cap/Base	N/A
Mount	Track mounting
Environment	Indoor
General application	Museums & Galleries, Residential & Consumer, Retail
Operating temperature range (°C)	-20°C...+40°C
Performance ambient temperature Tq (°C)	25
ETIM Class	EC001744
Warranty	5 years

Optical data

Fixture luminous flux (lm)	3024
Luminaire efficacy (lm/W)	95
Correlated colour temperature (k)	4000
Light colour	Neutral White
CRI (Ra)	90
Colour Variation Initial (SDCM)	SDCM5
Beam Angle (°)	36
Photobiological Risk Group	RG1

Electrical data

Total power consumption (W)	32
Primary Supply/Product voltage - min (V)	220.0
Primary Supply/Product voltage - max (V)	240.0
Lamp power factor	0.9
THD (at 230 V, 50 Hz, full load, at 100% dimming level) ≤ xx.x %	10
Electrical protection	Class I
No. Of switching cycles before premature failures	>100000
Dimmable	No
Dimming method	N/A
Drive current (mA)	800
Inrush Current (A)	26
Inrush Duration (µs)	68
Nominal Frequency (Hz)	50/60Hz
Max. products per 10A C Breaker	36
Max. products per 13A C Breaker	58
Max. products per 16A C Breaker	90
Max. products per 20A C Breaker	115
Max. products per 10A B Breaker	36
Max. products per 13A B Breaker	58
Max. products per 16A B Breaker	90
Max. products per 20A B Breaker	115

Lifetime data

Lifespan L70 B50	100000
Lifespan L80 B20	100000
Lifespan L90 B50	56000
Lifespan L90 B10	41000

Pixo Medium 3000lm 940 NB MB WB WHT

Item No: 0005448

SYLVANIA

Physical data

Housing colour	White
IP rating	IP20
IK rating	IK03
Nominal Product Length (mm)	86
Nominal Product Width (mm)	81
Nominal Product Height (mm)	283
Weight (kg)	0.892

Packaging

Product EAN number	5410288054483
Packaging single length / height (cm)	12.0
Packaging single width (cm)	12.0
Packaging single depth (cm)	29.5
DUN14 (inner)	15410288054480
Units per outer package	8
Packaging outer length / height (cm)	50.0
Packaging outer width (cm)	25.0
Packaging outer depth (cm)	31.0

Safety data

Glow Wire Test (°C)	650
Optimal operating condition (°C)	-20-40