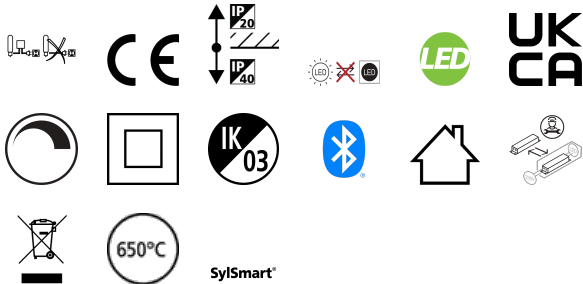


START Panel UGR19 600x600 4000Lm 840 SSA02

Item No: 0042389

SYLVANIA

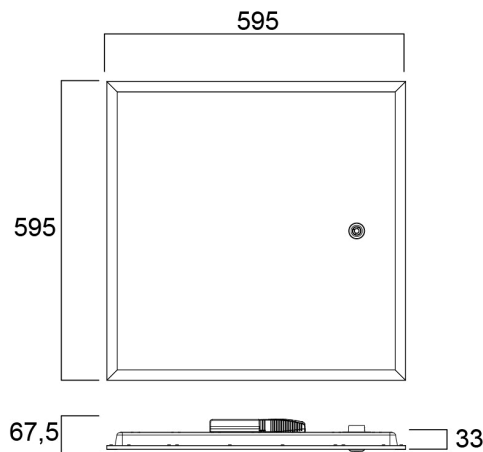
STARTTM



START Panel is a range of backlit LED panels used in recessed ceilings. Ideal for general indoor applications such as corridors, breakrooms, offices and meeting rooms. Luminaire dimensions are compatible with common ceiling installation, and the shallow design makes it easy to install in low ceilings. Tp(b) rated diffuser that may not burn at a speed of more than 50mm per minute. 4000Lm; 36W; 111Lm/W; Drive current: 750mA; Average lifespan: 100.000Hrs; 4000K; CRI 80; Glare control <19; IK03; IP40 (from the front); SDCM<3; Class II; SylSmart Connected (SSA) enabled.

Technical Assets

Dimensions (mm)

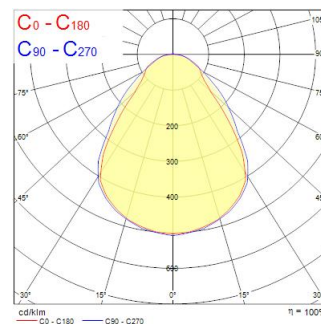


Photometrics

Distance [m]	Cone diameter [m]	E177	E177	E177
0.5	0.92	423°	1977	1955
	0.92	39.4°	1955	1954
1.0	1.83	423°	2044	414
	1.64	39.4°	414	413
1.5	2.75	423°	909	210
	2.46	39.4°	210	210
2.0	3.67	423°	511	133
	3.29	39.4°	133	133
2.5	4.58	423°	327	86
	4.11	39.4°	86	86
3.0	5.50	423°	227	48
	4.93	39.4°	48	48

Distance [m] Cone diameter [m] Illuminance [lx]

— C0 - C180 (Half beam angle: 78.9°) — C90 - C270 (Half beam angle: 85.0°)



START Panel UGR19 600x600 4000Lm 840 SSA02

Item No: 0042389

SYLVANIA

General data

Product name	START Panel UGR19 600x600 4000Lm 840 SSA02
Technology	LED
Cap/Base	N/A
Housing	Aluminium, Steel
Mount	Ceiling recessed mounting
General application	Education, Office
Operating temperature range (°C)	-10°C...+45°C
Performance ambient temperature Tq (°C)	25
ETIM Class	EC002892
Warranty	5 years

Optical data

Fixture luminous flux (lm)	4000
Luminaire efficacy (lm/W)	111
Correlated colour temperature (k)	4000
Light colour	Neutral White
CRI (Ra)	80
Colour Variation Initial (SDCM)	SDCM3
Beam Angle (°)	90
Distribution type	Symmetric
Glare control	< 19
Photobiological Risk Group	RG0

Electrical data

Total power consumption (W)	36
Primary Supply/Product voltage - min (V)	220
Primary Supply/Product voltage - max (V)	240
Lamp power factor	1
THD (at 230 V, 50 Hz, full load, at 100% dimming level) ≤ xx.x %	10
Electrical protection	Class II
Control gear required	Yes
Control gear type	LED driver constant current
Dimmable	Yes
Dimming method	SylSmart Connected (SSA)
Minimum dimming level (%)	1
Drive current (mA)	750
Inrush Current (A)	30
Energy Efficiency Class (A->G) of contained light source	D
Nominal Frequency (Hz)	50/60Hz
LED Flickering Rate	Ultra low (5% or less)
Max. products per 10A C Breaker	21
Max. products per 13A C Breaker	27
Max. products per 16A C Breaker	33
Max. products per 20A C Breaker	42
Max. products per 10A B Breaker	12
Max. products per 13A B Breaker	16
Max. products per 16A B Breaker	20
Max. products per 20A B Breaker	25

Lifetime data

Lifespan L70 B50	100000
Lifespan L80 B20	71000

START Panel UGR19 600x600 4000Lm 840 SSA02

Item No: 0042389



Physical data

Housing colour	RAL 9003 - Signal white
IP rating	IP40/20
IK rating	IK03
Diffuser finish	Prismatic
Diffuser material	Other
Nominal Product Length (mm)	595
Nominal Product Width (mm)	595
Nominal Product Height (mm)	33
Weight (kg)	2.095

Packaging

Product EAN number	5410288423890
Packaging single length / height (cm)	70.0
Packaging single width (cm)	63.0
Packaging single depth (cm)	8.5
DUN14 (inner)	15410288423897
Units per outer package	3
Packaging outer length / height (cm)	71.5
Packaging outer width (cm)	27.5
Packaging outer depth (cm)	65.0

Safety data

Glow Wire Test (°C)	650
Optimal operating condition (°C)	-10-45