



AREUM SUSPENDED 1200 D/I 4000K DALI WHITE

Item No: 0042953

SYLVANIA

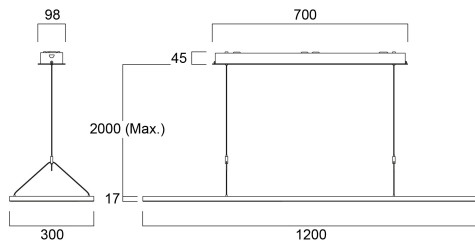
PROTM



AREUM SUSPENDED 1200 D/I 4000K DALI WHITE is a highly efficient suspended LED luminaire with 70% direct and 30% indirect light distribution. Ultra thin (17mm) aluminium body with rounded edges. Length 1200mm, width 300mm. White RAL9016 powder coated luminaire body, powder coated steel surface gearbox and Y-shape power feeded suspension cables. Low flicker (<5%) DALI dimmable driver. Luminous flux: 5150lm, Power consumption: 40W. Luminaire efficacy: 129lm/W. CRI (Ra)>80 4000K (Neutral White) LED, chromaticity tolerance: SDCM<3. Lifespan: L80B10 57,000h. UGR<19, Luminance at 65°<3000 cd/m2. Photobiological safety risk group 0. Electrical protection: Class I. Glow Wire Test 650°C.

Technical Assets

Dimensions (mm)



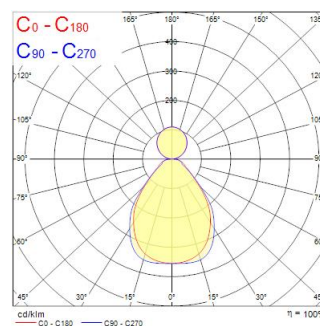
Photometrics

Distance [m]	Cone diameter [m]	Beam angle [°]	Beam diameter [m]	Illuminance [lx]
0.5	0.80 0.85	80°	42.1"	7311
		80°	42.1"	1514
		80°	42.4"	1659
1.0	1.61 1.70	80°	42.1"	1828
		80°	42.1"	379
		80°	42.4"	421
1.5	2.41 2.55	80°	42.1"	812
		80°	42.1"	188
		80°	42.4"	190
2.0	3.21 3.40	80°	42.1"	497
		80°	42.1"	86
		80°	42.4"	101
2.5	4.02 4.26	80°	42.1"	262
		80°	42.1"	51
		80°	42.4"	68
3.0	4.82 5.11	80°	42.1"	133
		80°	42.1"	26
		80°	42.4"	35

Distance [m] Cone diameter [m] Illuminance [lx]

— C0 - C180 (Half beam angle: 90.9°)

— C90 - C270 (Half beam angle: 84.2°)



AREUM SUSPENDED 1200 D/I 4000K DALI WHITE

Item No: 0042953

SYLVANIA

General data

Product name	AREUM SUSPENDED 1200 D/I 4000K DALI WHITE
Technology	LED
Cap/Base	N/A
Housing	Aluminium, Steel
Mount	Suspended
Built in presence detector	NONE
General application	Office
Operating temperature range (°C)	5°C...+35°C
Virtual assistant compatibility	N/A
ETIM Class	EC001743
E-number FI	4279361
Warranty	5 years

Optical data

Fixture luminous flux (lm)	5150
Luminaire efficacy (lm/W)	129
Correlated colour temperature (k)	4000
Light colour	Neutral White
CRI (Ra)	80
Colour Variation Initial (SDCM)	SDCM3
Beam Angle (°)	84
Distribution type	Symmetric
Glare control	< 19
Photobiological Risk Group	RG0

Electrical data

Emergency type	
Total power consumption (W)	40
Primary Supply/Product voltage - min (V)	220.0
Primary Supply/Product voltage - max (V)	240.0
Lamp power factor	0.9
THD (at 230 V, 50 Hz, full load, at 100% dimming level) ≤ xx.x %	20
Electrical protection	Class I
Control gear required	No
Control gear type	LED driver constant current
Dimmable	Yes
Dimming method	DALI-2
Minimum dimming level (%)	1
Drive current (mA)	1050
Inrush Current (A)	80
Inrush Duration (µs)	350
Energy Efficiency Class (A->G) of contained light source	C
Nominal Frequency (Hz)	50/60Hz
LED Flickering Rate	Ultra low (5% or less)
Max. products per 10A C Breaker	25
Max. products per 16A C Breaker	35
Max. products per 16A B Breaker	35
Connectable conductor cross section - Min (mm ²)	0.75
Connectable conductor cross section - Max (mm ²)	1.5

Lifetime data

Lifespan L70 B50	100000
Lifespan L80 B10	57000

AREUM SUSPENDED 1200 D/I 4000K DALI WHITE

Item No: 0042953

SYLVANIA

Physical data

Housing colour	RAL 9016 - Traffic white / Bezel
IP rating	IP20
IK rating	IK03
Diffuser finish	Diffuse
Diffuser material	PS Polystyrene
Reflector finish	Not Applicable
Nominal Product Length (mm)	1200
Nominal Product Width (mm)	300
Nominal Product Height (mm)	17
Weight (kg)	4.64

Packaging

Product EAN number	5410288429533
Packaging single length / height (cm)	125.0
Packaging single width (cm)	45.5
Packaging single depth (cm)	6.0
DUN14 (inner)	15410288429530
Units per outer package	4
Packaging outer length / height (cm)	126.5
Packaging outer width (cm)	47.0
Packaging outer depth (cm)	26.5

Safety data

Glow Wire Test (°C)	650
Optimal operating condition (°C)	5-35