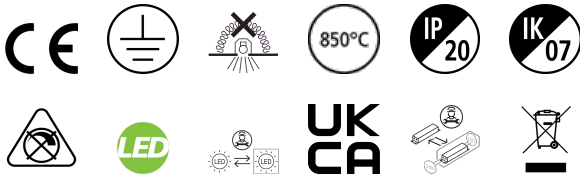


# RANA LED S 1500 HO 4K LOUVV+PRI W GEN2

Item No: 0051531

**SYLVANIA**

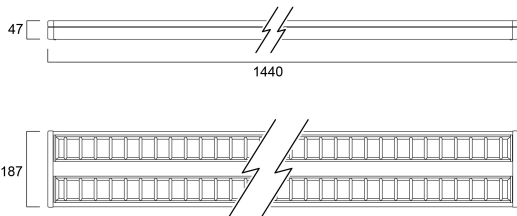
**PRO**<sup>TM</sup>



Surface or Suspended LED Linear luminaire with Louvre + Prismatic Optic, Direct Light Distribution, Luminaire Dimensions: 1440x187x47mm, Sylvania White body colour, IP20, IK07, Light Engine Dimensions: 1410x165mm, Constant Current, Low LED flicker (+/-5%), Neutral White (4000K) LED Colour Temperature, 7500lm, 62W, 121lm/W efficacy, CRI>80, 3 SDCM (3-step MacAdam ellipse) LED Colour Consistency, UGR<19, Luminance at 65° < 3000 cd/m2, Lumen Maintenance: L90B10 at 50,000 hours, Quick electrical connection with push-connectors in the luminaire, Glow Wire Test 850°C.

## Technical Assets

### Dimensions (mm)

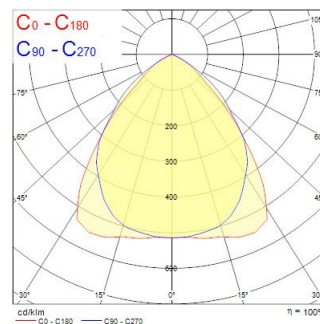


### Photometrics

| Distance [m] | Cone diameter [m] | Beam diameter [m] | Beam diameter [ft] | Beam diameter [in] | Illuminance [lx] |
|--------------|-------------------|-------------------|--------------------|--------------------|------------------|
| 0.5          | 0.96<br>0.91      | 0.97              | 3.18               | 12.68              | 15413            |
| 1.0          | 1.91<br>1.81      | 1.94              | 6.36               | 25.36              | 3883             |
| 1.5          | 2.87<br>2.72      | 2.91              | 9.54               | 37.94              | 1713             |
| 2.0          | 3.82<br>3.63      | 3.86              | 12.68              | 50.52              | 983              |
| 2.5          | 4.78<br>4.53      | 4.82              | 15.82              | 63.10              | 617              |
| 3.0          | 5.73<br>5.44      | 5.77              | 18.96              | 75.68              | 439              |

Distance [m]    Cone diameter [m]    Illuminance [lx]

— C0 - C180 (Half beam angle: 84.4°)    — C90 - C270 (Half beam angle: 87.4°)



# RANA LED S 1500 HO 4K LOUV+PRI W GEN2

Item No: 0051531

**SYLVANIA**

## General data

|   |  |
|---|--|
| Product name                            | RANA LED S 1500 HO 4K LOUV+PRI W GEN2  |
| Technology                              | LED                                    |
| Cap/Base                                | N/A                                    |
| Housing                                 | Steel                                  |
| Mount                                   | Ceiling surface mounting, Suspended    |
| General application                     | Office, Hospitality, Retail, Education |
| Performance ambient temperature Tq (°C) | 25                                     |
| ETIM Class                              | EC002892                               |
| E-number FI                             | 4273716                                |
| Warranty                                | 5 years                                |

## Optical data

|                                   |               |
|-----------------------------------|---------------|
| Fixture luminous flux (lm)        | 7500          |
| Luminaire efficacy (lm/W)         | 113           |
| Correlated colour temperature (k) | 4000          |
| Light colour                      | Neutral White |
| CRI (Ra)                          | 80            |
| Colour Variation Initial (SDCM)   | SDCM3         |
| Glare control                     | < 19          |
| Photobiological Risk Group        | RG0           |

## Electrical data

|  |                                |
|--|--------------------------------|
| Total power consumption (W)                                  | 62                             |
| Primary Supply/Product voltage - min (V)                     | 220                            |
| Primary Supply/Product voltage - max (V)                     | 240                            |
| Lamp power factor  | 0.98                           |
| Electrical protection  | Class I                        |
| Control gear required  | No                             |
| Control gear type  | LED driver constant current    |
| Dimmable   | No                             |
| Drive current (mA)   | 525                            |
| Inrush Current (A)   | 57.7                           |
| Inrush Duration (µs)   | 217                            |
| Energy Efficiency Class (A->G) of contained light source     | C, C(more than 1 Light Source) |
| Nominal Frequency (Hz)                                       | 50/60Hz                        |
| Max. products per 10A C Breaker                              | 10                             |
| Max. products per 13A C Breaker                              | 13                             |
| Max. products per 16A C Breaker                              | 16                             |
| Max. products per 20A C Breaker                              | 21                             |
| Max. products per 10A B Breaker                              | 6                              |
| Max. products per 13A B Breaker                              | 8                              |
| Max. products per 16A B Breaker                              | 10                             |
| Max. products per 20A B Breaker                              | 12                             |
| Connectable conductor cross section - Min (mm <sup>2</sup> ) | 2.5                            |
| Connectable conductor cross section - Max (mm <sup>2</sup> ) | 2.5                            |

## Lifetime data

|                  |       |
|------------------|-------|
| Lifespan L70 B50 | 50000 |
| Lifespan L70 B10 | 50000 |
| Lifespan L80 B50 | 50000 |
| Lifespan L80 B10 | 50000 |
| Lifespan L90 B50 | 50000 |
| Lifespan L90 B10 | 50000 |

# RANA LED S 1500 HO 4K LOUV+PRI W GEN2

Item No: 0051531

**SYLVANIA**

## Physical data

|                             |                  |
|-----------------------------|------------------|
| Housing colour              | White            |
| IP rating                   | IP20             |
| IK rating                   | IK07             |
| Diffuser finish             | Prismatic        |
| Diffuser material           | PC Polycarbonate |
| Nominal Product Length (mm) | 1460             |
| Nominal Product Width (mm)  | 187              |
| Nominal Product Height (mm) | 47               |
| Weight (kg)                 | 3.9              |

## Packaging

|                                       |                |
|---------------------------------------|----------------|
| Product EAN number                    | 5410288515311  |
| Packaging single length / height (cm) | 153.5          |
| Packaging single width (cm)           | 6.5            |
| Packaging single depth (cm)           | 21.0           |
| DUN14 (inner)                         | 05410288515311 |
| Units per outer package               | 1              |
| Packaging outer length / height (cm)  | 153.5          |
| Packaging outer width (cm)            | 6.5            |
| Packaging outer depth (cm)            | 21.0           |

## Safety data

|                     |     |
|---------------------|-----|
| Glow Wire Test (°C) | 850 |
|---------------------|-----|