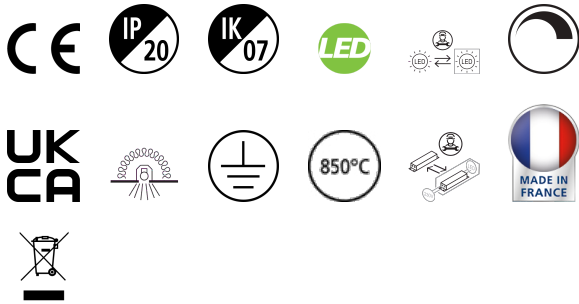


RANA LED R 600 LO 3K LOUV+PRI 1-10 W GEN2

Item No: 0052402

SYLVANIA

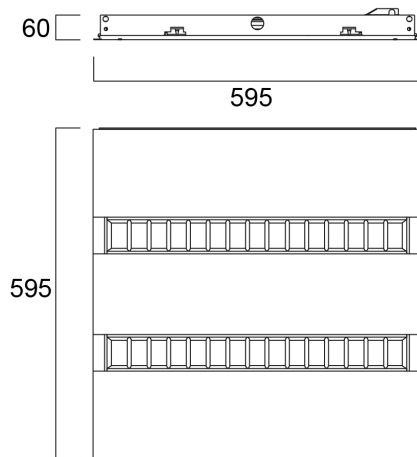
PROTM



Ceiling Recessed LED Linear luminaire (lay-in), with Louvre + Prismatic Optic, Direct Light Distribution, Luminaire Dimensions: 595x595x60mm, Sylvania White body colour, IP20, IK07, Light Engine Dimensions: 570x130mm, 1-10V Dimmable, Low LED flicker (+/-5%), Warm White (3000K) LED Colour Temperature, 2800lm, 28W, 100lm/W efficacy, CRI>80, 3 SDCM (3-step MacAdam ellipse) LED Colour Consistency, UGR<19, Luminance at 65° < 3000 cd/m2, Lumen Maintenance: L90B10 at 50,000 hours, Glow Wire Test 850°C, Quick and easy electrical connection with direct access to push-connectors on top, 2 x metallic safety cables (1.5m) included, the luminaire can be covered with building insulation of Glass Wool type.

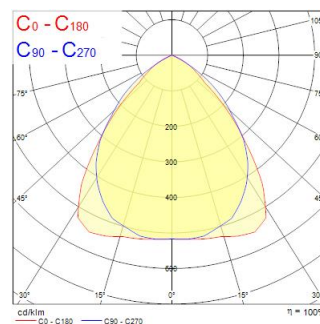
Technical Assets

Dimensions (mm)



Photometrics

Distance (m)	Cone diameter (m)	Beam diameter (m)	Beam angle (°)	Illuminance (lx)
0.5	0.95	0.91	81°	576
			E(C90) 43°	116
1.0	1.90	1.82	81°	144
			E(C90) 43°	29
1.5	2.85	2.73	81°	64
			E(C90) 43°	13
2.0	3.80	3.64	81°	36
			E(C90) 43°	7
2.5	4.74	4.58	81°	22
			E(C90) 43°	4
3.0	5.69	5.46	81°	16
			E(C90) 43°	3



RANA LED R 600 LO 3K LOUV+PRI 1-10 W GEN2

Item No: 0052402

SYLVANIA

General data

Product name	RANA LED R 600 LO 3K LOUV+PRI 1-10 W GEN2
Technology	LED
Cap/Base	N/A
Housing	Steel
Mount	Ceiling recessed mounting
Built in presence detector	NONE
General application	Office, Education
Operating temperature range (°C)	5°C...+25°C
Performance ambient temperature Tq (°C)	25
Virtual assistant compatibility	N/A
ETIM Class	EC002892
E-number FI	4273752
Warranty	5 years

Optical data

Fixture luminous flux (lm)	2800
Luminaire efficacy (lm/W)	100
Correlated colour temperature (k)	3000
Light colour	Warm White
CRI (Ra)	80
Colour Variation Initial (SDCM)	SDCM3
Distribution type	Symmetric
Glare control	< 19
Photobiological Risk Group	RG0

Electrical data

Emergency type	
Total power consumption (W)	28
Primary Supply/Product voltage - min (V)	220.0
Primary Supply/Product voltage - max (V)	240.0
Lamp power factor	0.95
THD (at 230 V, 50 Hz, full load, at 100% dimming level) ≤ xx.x %	10
Electrical protection	Class I
Control gear required	No
Control gear type	LED driver constant current
Dimmable	Yes
Dimming method	1-10V (Analogue)
Minimum dimming level (%)	10
Drive current (mA)	275
Inrush Current (A)	45
Inrush Duration (µs)	100
Energy Efficiency Class (A->G) of contained light source	C
Nominal Frequency (Hz)	50/60Hz
LED Flickering Rate	Ultra low (5% or less)
Max. products per 10A C Breaker	31
Max. products per 16A C Breaker	51
Max. products per 20A C Breaker	62
Max. products per 10A B Breaker	18
Max. products per 16A B Breaker	30
Max. products per 20A B Breaker	37
Connectable conductor cross section - Min (mm ²)	0.75
Connectable conductor cross section - Max (mm ²)	2.5

Lifetime data

Lifespan L70 B50	50000
Lifespan L70 B10	50000
Lifespan L80 B50	50000
Lifespan L80 B10	50000
Lifespan L90 B50	50000
Lifespan L90 B10	50000

RANA LED R 600 LO 3K LOUV+PRI 1-10 W GEN2

Item No: 0052402



Physical data

Housing colour	RAL 9016 - Traffic white / Bezel
IP rating	IP20
IK rating	IK07
Diffuser finish	Prismatic
Diffuser material	PC Polycarbonate
Reflector finish	Not Applicable
Nominal Product Length (mm)	595
Nominal Product Width (mm)	595
Nominal Product Height (mm)	60
Weight (kg)	4.6
Recessed Depth (mm)	120

Packaging

Product EAN number	5410288524023
Packaging single length / height (cm)	62.0
Packaging single width (cm)	6.5
Packaging single depth (cm)	65.0
DUN14 (inner)	05410288524023
Units per outer package	1
Packaging outer length / height (cm)	62.0
Packaging outer width (cm)	6.5
Packaging outer depth (cm)	65.0

Safety data

Glow Wire Test (°C)	850
Optimal operating condition (°C)	5-25