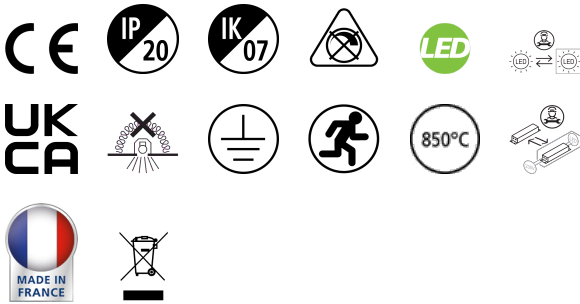


RANA LED R 600 HO 4K LOUVV+PRI EM W GEN2

Item No: 0052419

SYLVANIA

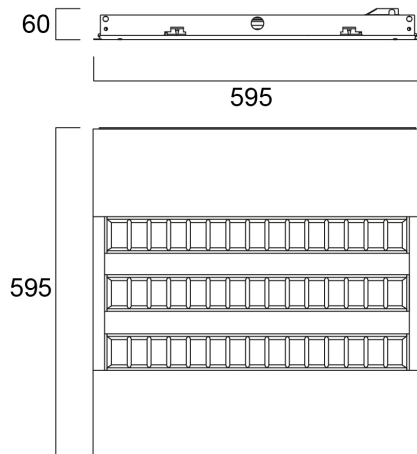
PROTM



Ceiling Recessed LED Linear luminaire (lay-in), with Louvre + Prismatic Optic, Direct Light Distribution, Luminaire Dimensions: 595x595x60mm, Sylvania White body colour, IP20, IK07, Light Engine Dimensions: 570x285mm, Constant Current, Low LED flicker (+/-5%), Emergency 3 hours, Neutral White (4000K) LED Colour Temperature, 4500lm, 44W, 102lm/W efficacy, CRI>80, 3 SDCM (3-step MacAdam ellipse) LED Colour Consistency, UGR<19, Luminance at 65° < 3000 cd/m2, Lumen Maintenance: L90B10 at 50,000 hours, Glow Wire Test 850°C, Quick and easy electrical connection with direct access to push-connectors on top, 2 x metallic safety cables (1.5m) included, the luminaire can be covered with building insulation of Glass Wool type.

Technical Assets

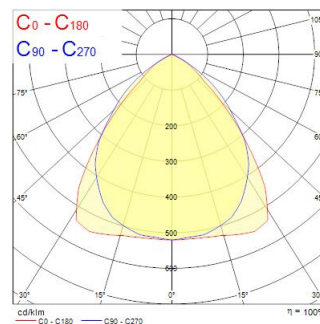
Dimensions (mm)



Photometrics

Distance [m]	Cone diameter [m]	E10%	E15%	E30%	E50%	E90%	ILLUMINANCE [lx]
0.5	0.96 0.91	1071	816	423*	234	179	9000
1.0	1.91 1.82	537	408	211*	117	90	2342
1.5	2.87 2.73	358	272	141*	78	60	1541
2.0	3.82 3.64	269	204	105*	58	45	1111
2.5	4.78 4.55	215	163	84*	46	35	879
3.0	5.73 5.46	171	130	67*	37	28	711

Distance [m] Cone diameter [m]
 — C0 - C180 (Half beam angle: 84.9°)
 — C90 - C270 (Half beam angle: 87.4°)



RANA LED R 600 HO 4K LOUV+PRI EM W GEN2

Item No: 0052419



General data

Product name	RANA LED R 600 HO 4K LOUV+PRI EM W GEN2
Technology	LED
Cap/Base	N/A
Housing	Steel
Mount	Ceiling recessed mounting
Built in presence detector	NONE
General application	Office, Education
Operating temperature range (°C)	5°C...+25°C
Performance ambient temperature Tq (°C)	25
Virtual assistant compatibility	N/A
ETIM Class	EC002892
Warranty	5 years

Optical data

Fixture luminous flux (lm)	4500
Luminaire efficacy (lm/W)	102
Correlated colour temperature (k)	4000
Light colour	Neutral White
CRI (Ra)	80
Colour Variation Initial (SDCM)	SDCM3
Distribution type	Symmetric
Glare control	< 19
Photobiological Risk Group	RG0
Luminous flux (emergency) (lm)	427

Electrical data

Emergency mode	Maintained
Emergency type	
Emergency duration (h)	3
Total power consumption (W)	44
Primary Supply/Product voltage - min (V)	220.0
Primary Supply/Product voltage - max (V)	240.0
Lamp power factor	0.95
THD (at 230 V, 50 Hz, full load, at 100% dimming level) ≤ xx.x %	20
Electrical protection	Class I
Control gear required	No
Control gear type	LED driver constant current
Dimmable	No
Dimming method	N/A
Drive current (mA)	275
Inrush Current (A)	25
Inrush Duration (µs)	280
Energy Efficiency Class (A->G) of contained light source	C
Nominal Frequency (Hz)	50/60Hz
LED Flickering Rate	Ultra low (5% or less)
Max. products per 10A C Breaker	23
Max. products per 13A C Breaker	31
Max. products per 16A C Breaker	40
Max. products per 20A C Breaker	50
Max. products per 10A B Breaker	14
Max. products per 13A B Breaker	19
Max. products per 16A B Breaker	24
Max. products per 20A B Breaker	30
Connectable conductor cross section - Min (mm ²)	0.75
Connectable conductor cross section - Max (mm ²)	2.5

RANA LED R 600 HO 4K LOUV+PRI EM W GEN2

Item No: 0052419

SYLVANIA

Lifetime data

Lifespan L70 B50	50000
Lifespan L70 B10	50000
Lifespan L80 B50	50000
Lifespan L80 B10	50000
Lifespan L90 B50	50000
Lifespan L90 B10	50000

Physical data

Housing colour	RAL 9016 - Traffic white / Bezel
IP rating	IP20
IK rating	IK07
Diffuser finish	Prismatic
Diffuser material	PC Polycarbonate
Reflector finish	Not Applicable
Nominal Product Length (mm)	595
Nominal Product Width (mm)	595
Nominal Product Height (mm)	60
Weight (kg)	4.6
Recessed Depth (mm)	120

Packaging

Product EAN number	5410288524191
Packaging single length / height (cm)	62.0
Packaging single width (cm)	6.5
Packaging single depth (cm)	65.0
DUN14 (inner)	05410288524191
Units per outer package	1
Packaging outer length / height (cm)	62.0
Packaging outer width (cm)	6.5
Packaging outer depth (cm)	65.0

Safety data

Glow Wire Test (°C)	850
Optimal operating condition (°C)	5-25