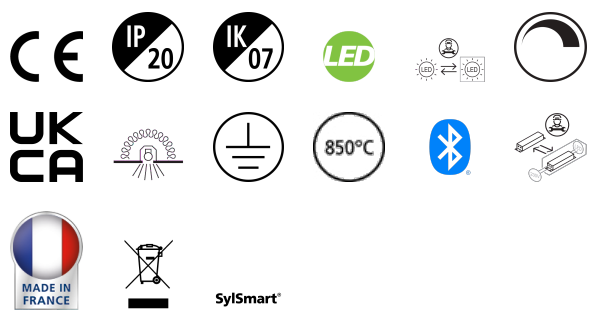


RANA NEO 3500LM REC 1200x300 830 SSC 1L WHITE

Item No: 0052592

SYLVANIA

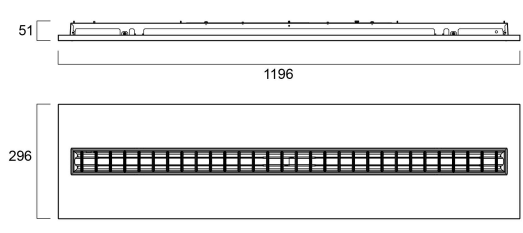
PROTM



Ceiling Recessed LED Linear luminaire (lay-in), with Louvre + MPO diffuser, Direct Light Distribution, Luminaire Dimensions: 1196x296x52mm, Sylvania White body colour, IP20, IK07, SylSmart Standalone capable, Low LED flicker (+/-5%), Warm White (3000K), LED Colour Temperature, 3572m, 31W, 115lm/W, CRI>80, 3 SDCM (3-step MacAdam ellipse) LED Colour Consistency, UGR<18, Luminance at 65° < 3000 cd/m2, Lifespan: 96,000 hours L80B20, Glow Wire Test 850°C, Quick and easy electrical connection with direct access to push-connectors on top, 2 x metallic safety cables (1.5m) included, the luminaire can be covered with building insulation of Glass Wool type.

Technical Assets

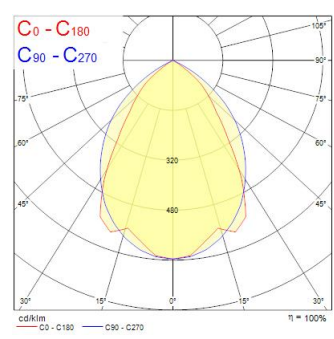
Dimensions (mm)



Photometrics

Distance [m]	Cone diameter [m]	Beam diameter [m]	Beam diameter [ft]	Illuminance [lx]
0.5	0.91 0.89	0.71 0.69	2.33 2.10	909 1534 2550
1.0	1.83 1.78	1.42 1.38	4.66 4.50	2272 489 650
1.5	2.74 2.67	2.13 2.07	6.99 6.80	1010 254 321
2.0	3.65 3.56	2.84 2.76	9.32 8.98	588 118 159
2.5	4.57 4.45	3.55 3.45	11.65 11.15	364 71 102
3.0	5.48 5.34	4.26 4.14	14.00 13.50	282 51 71

Distance [m] Cone diameter [m] Illuminance [lx]
 — C0 - C180 (Half beam angle: 69.9°)
 — C90 - C270 (Half beam angle: 84.9°)



RANA NEO 3500LM REC 1200x300 830 SSC 1L WHITE

Item No: 0052592

SYLVANIA

General data

Product name	RANA NEO 3500LM REC 1200x300 830 SSC 1L WHITE
Technology	LED
Cap/Base	N/A
Housing	Steel
Mount	Ceiling recessed mounting
Built in presence detector	NONE
General application	Office, Education
Operating temperature range (°C)	5°C...+25°C
Performance ambient temperature Tq (°C)	25
Virtual assistant compatibility	N/A
ETIM Class	EC002892
Warranty	5 years

Optical data

Fixture luminous flux (lm)	3572
Luminaire efficacy (lm/W)	115
Correlated colour temperature (k)	3000
Light colour	Warm White
CRI (Ra)	80
Colour Variation Initial (SDCM)	SDCM3
Distribution type	Symmetric
Glare control	< 19
Photobiological Risk Group	RG0

Electrical data

Emergency type	
Total power consumption (W)	31
Primary Supply/Product voltage - min (V)	220.0
Primary Supply/Product voltage - max (V)	240.0
Lamp power factor	0.95
THD (at 230 V, 50 Hz, full load, at 100% dimming level) ≤ xx.x %	10
Electrical protection	Class I
Control gear required	No
Control gear type	LED driver constant current
Dimmable	Yes
Dimming method	SylSmart Standalone (SSC)
Minimum dimming level (%)	1
Drive current (mA)	600
Inrush Current (A)	20
Inrush Duration (µs)	25
Energy Efficiency Class (A->G) of contained light source	C
Nominal Frequency (Hz)	50/60Hz
LED Flickering Rate	Ultra low (5% or less)
Max. products per 10A C Breaker	57
Max. products per 13A C Breaker	71
Max. products per 16A C Breaker	93
Max. products per 20A C Breaker	114
Max. products per 10A B Breaker	35
Max. products per 13A B Breaker	45
Max. products per 16A B Breaker	55
Max. products per 20A B Breaker	68
Connectable conductor cross section - Min (mm ²)	0.75
Connectable conductor cross section - Max (mm ²)	2.5

RANA NEO 3500LM REC 1200x300 830 SSC 1L WHITE

Item No: 0052592

SYLVANIA

Lifetime data

Lifespan L70 B50	100000
Lifespan L80 B20	96000

Physical data

Housing colour	RAL 9016 - Traffic white / Bezel
IP rating	IP20
IK rating	IK07
Diffuser finish	Opal
Diffuser material	PC Polycarbonate
Reflector finish	Not Applicable
Nominal Product Length (mm)	1196
Nominal Product Width (mm)	296
Nominal Product Height (mm)	52
Weight (kg)	5.5

Packaging

Product EAN number	5410288525921
Packaging single length / height (cm)	124.5
Packaging single width (cm)	6.5
Packaging single depth (cm)	32.0
DUN14 (inner)	05410288525921
Units per outer package	1
Packaging outer length / height (cm)	124.5
Packaging outer width (cm)	6.5
Packaging outer depth (cm)	32.0

Safety data

Glow Wire Test (°C)	850
Optimal operating condition (°C)	5-25