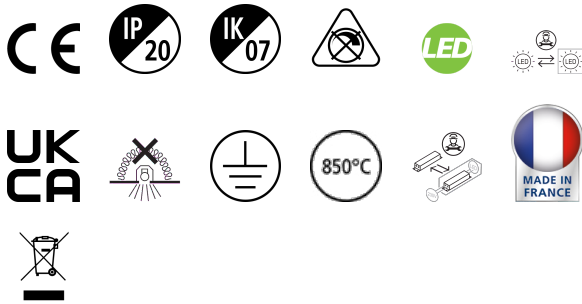


RANA NEO 3500LM S 600 840 CC 2L WHITE

Item No: 0054211

SYLVANIA

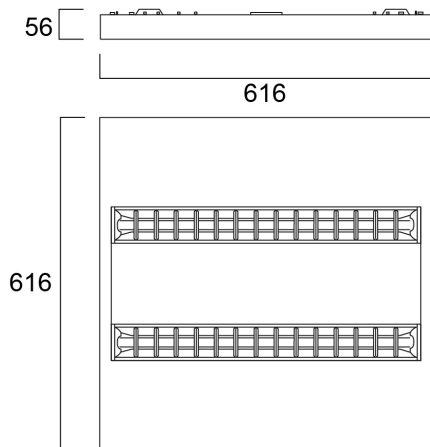
PROTM



Surface or Suspended LED luminaire with Micro Prismatic Optic, Direct Light Distribution, Luminaire Dimensions: 616x616x56mm, White body colour, IP20, IK07, Constant Current, Low LED flicker (+/-5%), Neutral White (4000K) LED Colour Temperature, 3500lm, 30W, 116lm/W efficacy, CRI>80, 3 SDCM (3-step MacAdam ellipse) LED Colour Consistency, UGR<15, Luminance at 65° < 3000 cd/m², Lifespan: 96,000 hours L80B20, Quick electrical connection with push-connectors in the luminaire, Glow Wire Test 850°C.

Technical Assets

Dimensions (mm)

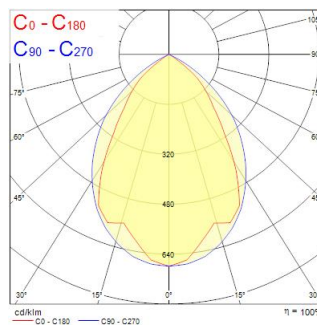


Photometrics

Distance [m]	Cone diameter [m]	E107	E108	E109	E110	E111	E112	E113	E114
0.5	0.89 0.67	2071	2107	2143	2179	2215	2251	2287	2323
1.0	1.78 1.33	1035	1053	1072	1091	1110	1129	1148	1167
1.5	2.66 2.00	690	702	714	726	738	750	762	774
2.0	3.55 2.67	518	525	532	540	547	555	562	570
2.5	4.44 3.33	414	420	426	432	438	444	450	456
3.0	5.33 4.00	331	336	341	346	351	356	361	366

Distance [m] Cone diameter [m] Illuminance [lx]

— C0 - C180 (Half beam angle: 67.4°)
— C90 - C270 (Half beam angle: 63.2°)



RANA NEO 3500LM S 600 840 CC 2L WHITE

Item No: 0054211

SYLVANIA

General data

Product name	RANA NEO 3500LM S 600 840 CC 2L WHITE
Technology	LED
Cap/Base	N/A
Housing	Steel
Mount	Ceiling surface mounting, Suspended
Built in presence detector	NONE
General application	Office, Education
Operating temperature range (°C)	-5°C...+25°C
Performance ambient temperature Tq (°C)	25
Virtual assistant compatibility	N/A
ETIM Class	EC002892
Warranty	5 years

Optical data

Fixture luminous flux (lm)	3500
Luminaire efficacy (lm/W)	117
Correlated colour temperature (k)	4000
Light colour	Neutral White
CRI (Ra)	80
Colour Variation Initial (SDCM)	SDCM3
Distribution type	Symmetric
Glare control	< 16
Photobiological Risk Group	RG0

Electrical data

Emergency type	
Total power consumption (W)	30
Primary Supply/Product voltage - min (V)	220.0
Primary Supply/Product voltage - max (V)	240.0
Lamp power factor	0.97
THD (at 230 V, 50 Hz, full load, at 100% dimming level) ≤ xx.x %	15
Electrical protection	Class I
Control gear required	No
Control gear type	LED driver constant current
Dimmable	No
Dimming method	N/A
Drive current (mA)	300
Inrush Current (A)	5.5
Inrush Duration (µs)	20
Energy Efficiency Class (A->G) of contained light source	C
Nominal Frequency (Hz)	50/60Hz
LED Flickering Rate	Ultra low (5% or less)
Max. products per 10A C Breaker	41
Max. products per 13A C Breaker	53
Max. products per 16A C Breaker	65
Max. products per 20A C Breaker	82
Max. products per 10A B Breaker	41
Max. products per 13A B Breaker	53
Max. products per 16A B Breaker	65
Max. products per 20A B Breaker	82
Connectable conductor cross section - Min (mm ²)	0.75
Connectable conductor cross section - Max (mm ²)	2.5

Lifetime data

Lifespan L70 B50	100000
Lifespan L80 B20	96000

RANA NEO 3500LM S 600 840 CC 2L WHITE

Item No: 0054211

SYLVANIA

Physical data

Housing colour	RAL 9016 - Traffic white / Bezel
IP rating	IP20
IK rating	IK07
Diffuser finish	Opal
Diffuser material	PC Polycarbonate
Reflector finish	Not Applicable
Nominal Product Length (mm)	616
Nominal Product Width (mm)	616
Nominal Product Height (mm)	50
Weight (kg)	5.0

Packaging

Product EAN number	5410288542119
Packaging single length / height (cm)	67.0
Packaging single width (cm)	6.5
Packaging single depth (cm)	64.5
DUN14 (inner)	05410288542119
Units per outer package	1
Packaging outer length / height (cm)	67.0
Packaging outer width (cm)	6.5
Packaging outer depth (cm)	64.5

Safety data

Glow Wire Test (°C)	850
Optimal operating condition (°C)	-5-25