


RANA NEO 3600LM S 1200 830 SSC EM 1L WHITE

Item No: 0054232

SYLVANIA

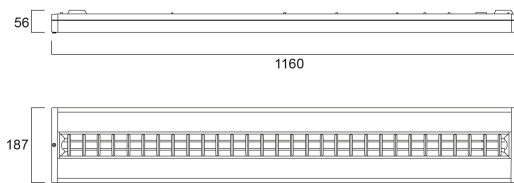
PROTM



Surface or Suspended LED luminaire with Micro Prismatic Optic, Direct Light Distribution, Luminaire Dimensions: 1160x187x56mm, White body colour, IP20, IK07, SylSmart Standalone capable, Emergency 3 hours, Low LED flicker (+/-5%), Warm White (3000K) LED Colour Temperature, 3600lm, 32W, 112lm/W efficacy, CRI>80, 3 SDCM (3-step MacAdam ellipse) LED Colour Consistency, UGR<19, Luminance at 65° < 3000 cd/m2, Lifespan: 96,000 hours L80B20, Quick electrical connection with push-connectors in the luminaire, Glow Wire Test 850°C.

Technical Assets

Dimensions (mm)

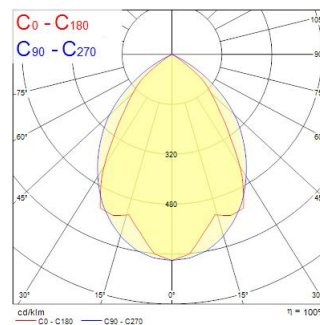


Photometrics

Distance [m]	Cone diameter [m]	E107	E100	E100	E100	Illuminance [lx]
0.5	0.88 0.70	107	100	100	100	924
1.0	1.75 1.39	107	100	100	100	231
1.5	2.63 2.09	107	100	100	100	100
2.0	3.50 2.75	107	100	100	100	56
2.5	4.47 3.48	107	100	100	100	32
3.0	5.36 4.17	107	100	100	100	20

Distance [m] Cone diameter [m] Illuminance [lx]

— C0 - C180 (Half beam angle: 69.6°)
— C90 - C270 (Half beam angle: 69.6°)



RANA NEO 3600LM S 1200 830 SSC EM 1L WHITE

Item No: 0054232

SYLVANIA

General data

Product name	RANA NEO 3600LM S 1200 830 SSC EM 1L WHITE
Technology	LED
Cap/Base	N/A
Housing	Steel
Mount	Ceiling surface mounting, Suspended
Built in presence detector	NONE
General application	Office, Education
Operating temperature range (°C)	5°C...+25°C
Performance ambient temperature Tq (°C)	25
Virtual assistant compatibility	N/A
ETIM Class	EC002892
Warranty	5 years

Optical data

Fixture luminous flux (lm)	3600
Luminaire efficacy (lm/W)	113
Correlated colour temperature (k)	3000
Light colour	Warm White
CRI (Ra)	80
Colour Variation Initial (SDCM)	SDCM3
Distribution type	Symmetric
Glare control	< 19
Photobiological Risk Group	RG0
Luminous flux (emergency) (lm)	80

Electrical data

Emergency mode	Non-maintained
Emergency type	
Emergency duration (h)	3
Total power consumption (W)	32
Primary Supply/Product voltage - min (V)	220.0
Primary Supply/Product voltage - max (V)	240.0
Lamp power factor	0.95
THD (at 230 V, 50 Hz, full load, at 100% dimming level) ≤ xx.x %	10
Electrical protection	Class I
Control gear required	No
Control gear type	LED driver constant current
Dimmable	Yes
Dimming method	SylSmart Standalone (SSC)
Minimum dimming level (%)	1
Drive current (mA)	600
Inrush Current (A)	20
Inrush Duration (µs)	25
Energy Efficiency Class (A->G) of contained light source	C
Nominal Frequency (Hz)	50/60Hz
LED Flickering Rate	Ultra low (5% or less)
Max. products per 10A C Breaker	57
Max. products per 13A C Breaker	71
Max. products per 16A C Breaker	93
Max. products per 20A C Breaker	114
Max. products per 10A B Breaker	35
Max. products per 13A B Breaker	45
Max. products per 16A B Breaker	55
Max. products per 20A B Breaker	68
Connectable conductor cross section - Min (mm ²)	0.75
Connectable conductor cross section - Max (mm ²)	2.5

RANA NEO 3600LM S 1200 830 SSC EM 1L WHITE

Item No: 0054232

SYLVANIA

Lifetime data

Lifespan L70 B50	100000
Lifespan L80 B20	96000

Physical data

Housing colour	RAL 9016 - Traffic white / Bezel
IP rating	IP20
IK rating	IK07
Diffuser finish	Opal
Diffuser material	PC Polycarbonate
Reflector finish	Not Applicable
Nominal Product Length (mm)	1160
Nominal Product Width (mm)	187
Nominal Product Height (mm)	47
Weight (kg)	3.5

Packaging

Product EAN number	5410288542324
Packaging single length / height (cm)	153.5
Packaging single width (cm)	6.5
Packaging single depth (cm)	21.0
DUN14 (inner)	05410288542324
Units per outer package	1
Packaging outer length / height (cm)	153.5
Packaging outer width (cm)	6.5
Packaging outer depth (cm)	21.0

Safety data

Glow Wire Test (°C)	850
Optimal operating condition (°C)	5-25