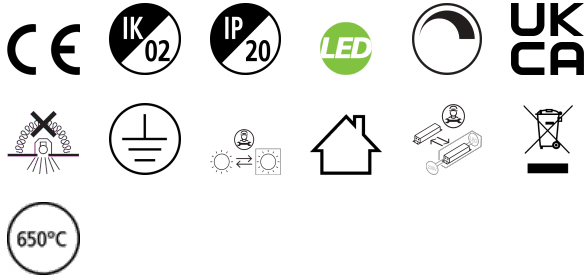


# Raxa Wallwasher 1200 CRI90 3000K DALI White

Item No: 2016442

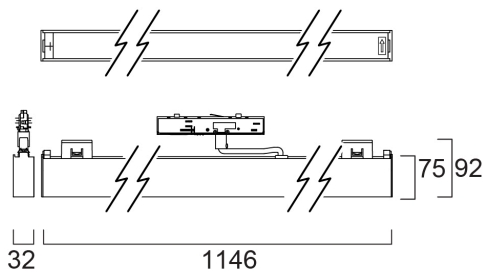
## Concord



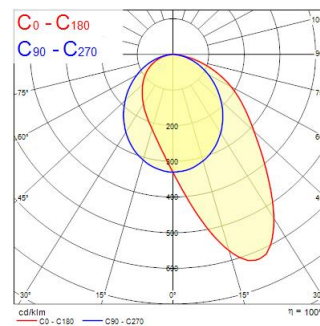
Raxa presents a refined solution for lighting needs, combining aesthetic finesse with functional excellence Raxa is a modular linear track system, easy and fast to install on 3-circuit tracks Specific track adaptor that guarantees a safe electrical connection Aluminum body with a slim profile, 32mm only, neat and seamless installation on OneTrack Wallwasher diffuser, asymmetric light beam angle:48° x 83° Textured white finishing colour. Light color temperature: 3000K, warm white, Total system power: 29W, Fixture lumen output: 2850lm, efficacy: 98lm/W, Ra90 typical, LED chromacity: 3 step MacAdam ellipse (SDCM3), IR/UV free light source without heat radiation, low flicker, DALI dimmable driver Suitable for installation on 3-circuit tracks, please check compatibility list. COMPATIBLE WITH OneTrack, Lytespan Round, Lytespan H-Track. Electrical protection: Class I. Degree of protection: IP20, suitable for indoor environment only Nominal product dimensions: L.1146mmx32mmx75mm

## Technical Assets

### Dimensions (mm)



### Photometrics



# Raxa Wallwasher 1200 CRI90 3000K DALI White

Item No: 2016442

## Concord

### General data

Product name	Raxa Wallwasher 1200 CRI90 3000K DALI White
Technology	LED
Cap/Base	N/A
Housing	Aluminium
Mount	Track mounting
Built in presence detector	NONE
General application	Museums & Galleries, Office, Retail
Operating temperature range (°C)	1°C...+25°C
Virtual assistant compatibility	N/A
ETIM Class	EC001744
Warranty	5 years

### Optical data

Fixture luminous flux (lm)	2850
Luminaire efficacy (lm/W)	98
Correlated colour temperature (k)	3000
Light colour	Warm White
CRI (Ra)	90
Colour Variation Initial (SDCM)	SDCM3
Beam Angle (°)	48x83
Distribution type	Asymmetric
Glare control	< 24
Photobiological Risk Group	RG0

### Electrical data

Total power consumption (W)	29
Supply current (A)	0.60
Primary Supply/Product voltage - min (V)	220.0
Primary Supply/Product voltage - max (V)	240.0
Lamp power factor	0.96
THD (at 230 V, 50 Hz, full load, at 100% dimming level) ≤ xx.x %	10
Electrical protection	Class I
Control gear type	LED driver constant current
Dimmable	Yes
Dimming method	DALI
Drive current (mA)	600
Inrush Current (A)	5
Inrush Duration (µs)	50
Energy Efficiency Class (A->G) of contained light source	F
Nominal Frequency (Hz)	50/60Hz
Max. products per 10A C Breaker	52
Max. products per 16A C Breaker	85
Max. products per 16A B Breaker	50

### Lifetime data

Lifespan L70 B50	102000
Lifespan L80 B50	102000
Lifespan L90 B50	53000
Lifespan L90 B10	50000

# Raxa Wallwasher 1200 CRI90 3000K DALI White

Item No: 2016442

## Concord

### Physical data

Housing colour	White
IP rating	IP20
IK rating	IK02
Diffuser finish	Frosted
Diffuser material	PC Polycarbonate
Reflector finish	Matt
Nominal Product Length (mm)	1146
Nominal Product Width (mm)	32
Nominal Product Height (mm)	75
Weight (kg)	1.355

### Packaging

Product EAN number	5025768164424
Packaging single length / height (cm)	4.5
Packaging single width (cm)	10.5
Packaging single depth (cm)	118.5
DUN14 (inner)	05025768164424
Units per outer package	1
Packaging outer length / height (cm)	4.5
Packaging outer width (cm)	10.5
Packaging outer depth (cm)	118.5

### Safety data

Glow Wire Test (°C)	650
Optimal operating condition (°C)	1-25