


OPTIX RECESSED 600 2L LUMI 4K ALU SSC

Item No: 2023834

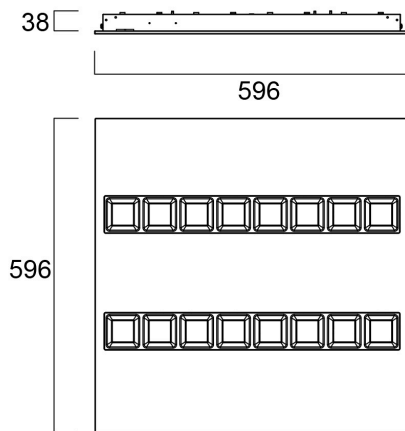
Concord



OPTIX RECESSED 600 2L LUMI 4000K ALU SSC is a ceiling recessed luminaire for office and education applications with Aluminised plastic extra low glare optics and RAL9016 colour fixture body. SylSmart Standalone enabled. 4000K Neutral White LED, chromaticity tolerance of 3-step MacAdam ellipse. For 4000K - Colour rendering index Ra >98; Melanopic Ratio MEER: 0.771; Fidelity Index Rf: 94; Gamut Index Rg: 98. For 4000K luminous flux: 2900lm. Power consumption: 31W. Luminaire efficacy: 94lm/W. UGR<16 Luminance at 65°<200 Cd/m2, IK07, IP20. Photobiological safety risk group 0. Electrical protection Class I. Glow wire test 850°C. 60,000hrs L80B20 lifespan.

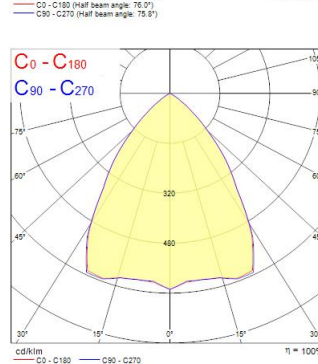
Technical Assets

Dimensions (mm)



Photometrics

Distance [m]	Cone diameter [m]	Beam diameter [m]	Beam diameter [m]	Illuminance [lx]
0.5	0.78 0.78	S10°	7322	1917
		E100°	373°	1917
		E100°	382°	1917
1.0	1.56 1.56	S10°	1830	454
		E100°	373°	454
		E100°	382°	454
1.5	2.34 2.34	S10°	814	202
		E100°	373°	202
		E100°	382°	202
2.0	3.11 3.11	S10°	485	114
		E100°	373°	114
		E100°	382°	114
2.5	3.89 3.89	S10°	290	72
		E100°	373°	72
		E100°	382°	72
3.0	4.67 4.69	S10°	203	50
		E100°	373°	50
		E100°	382°	50



OPTIX RECESSED 600 2L LUMI 4K ALU SSC

Item No: 2023834

Concord

General data

Product name	OPTIX RECESSED 600 2L LUMI 4K ALU SSC
Technology	LED
Cap/Base	N/A
Housing	Steel
Mount	Ceiling recessed mounting
Built in presence detector	NONE
Fixture rating	Enclosed
General application	Office, Education
Operating temperature range (°C)	10°C...+25°C
Performance ambient temperature Tq (°C)	25
Virtual assistant compatibility	N/A
ETIM Class	EC002892
Warranty	5 years

Optical data

Fixture luminous flux (lm)	2915
Luminaire efficacy (lm/W)	94
Light colour	Neutral White
CRI (Ra)	98
Colour Consistency (SDCM)	3
Colour Variation Initial (SDCM)	SDCM3
Distribution type	Symmetric
Glare control	< 16
Photobiological Risk Group	RG1

Electrical data

Emergency type	
Total power consumption (W)	31
Primary Supply/Product voltage - min (V)	220.0
Primary Supply/Product voltage - max (V)	240.0
Lamp power factor	0.99
THD (at 230 V, 50 Hz, full load, at 100% dimming level) ≤ xx.x %	9
Electrical protection	Class I
Control gear required	No
Control gear type	LED driver constant current
Dimmable	Yes
Dimming method	SylSmart Standalone (SSC)
Minimum dimming level (%)	1
Drive current (mA)	200
Inrush Current (A)	23
Inrush Duration (µs)	174
Energy Efficiency Class (A->G) of contained light source	F
Nominal Frequency (Hz)	50/60Hz
LED Flickering Rate	Ultra low (5% or less)
Max. products per 10A C Breaker	21
Max. products per 13A C Breaker	28
Max. products per 16A C Breaker	36
Max. products per 20A C Breaker	45
Max. products per 10A B Breaker	13
Max. products per 13A B Breaker	17
Max. products per 16A B Breaker	22
Max. products per 20A B Breaker	27
Connectable conductor cross section - Min (mm ²)	0.75
Connectable conductor cross section - Max (mm ²)	2.5

OPTIX RECESSED 600 2L LUMI 4K ALU SSC

Item No: 2023834

Concord

Lifetime data

Lifespan L70 B50	100000
Lifespan L80 B20	60000

Physical data

Housing colour	RAL 9016 - Traffic white / Bezel
IP rating	IP20
IK rating	IK07
Diffuser finish	Matt/satinized
Diffuser material	PC Polycarbonate
Reflector finish	High-gloss
Nominal Product Length (mm)	596
Nominal Product Width (mm)	596
Nominal Product Height (mm)	38
Weight (kg)	5.0

Packaging

Product EAN number	5025768238347
Packaging single length / height (cm)	62.0
Packaging single width (cm)	6.5
Packaging single depth (cm)	65.0
DUN14 (inner)	05025768238347
Units per outer package	1
Packaging outer length / height (cm)	62.0
Packaging outer width (cm)	6.5
Packaging outer depth (cm)	65.0

Safety data

Glow Wire Test (°C)	850
Optimal operating condition (°C)	10-25