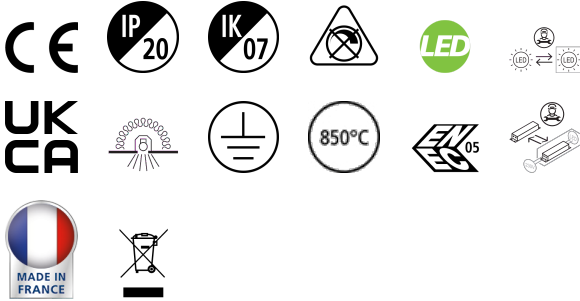


# OPTIX RECESSED 600 4L LUMI 4K ALU

Item No: 2023876

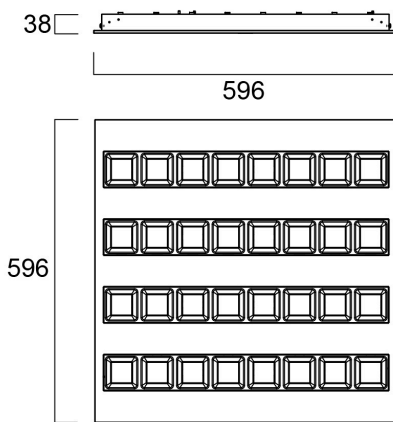
Concord



OPTIX RECESSED 600 4L LUMI 4000K ALU is a ceiling recessed luminaire for office and education applications with Aluminised plastic extra low glare optics and RAL9016 colour fixture body. Constant current driver. 4000K Neutral White LED, chromaticity tolerance of 3-step MacAdam ellipse. For 4000K - Colour rendering index Ra >98; Melanopic Ratio MEER: 0.776; Fidelity Index Rf: 94; Gamut Index Rg: 98. For 4000K luminous flux: 4500lm. Power consumption: 43W. Luminaire efficacy: 105lm/W. UGR<16 Luminance at 65°<200 Cd/m2, IK07, IP20. Photobiological safety risk group 0. Electrical protection Class I. Glow wire test 850°C. 60,000hrs L80B20 lifespan.

## Technical Assets

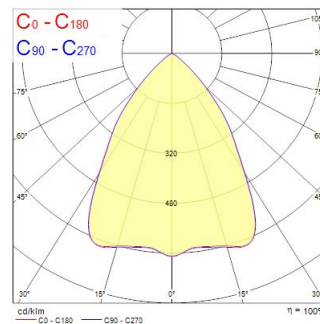
### Dimensions (mm)



### Photometrics

Distance [m]	Cone diameter [m]	Beam diameter [m]	Beam diameter [ft]	Illuminance [lx]
0.5	0.73	0.73	2.4	11721
1.0	1.46	1.46	4.8	2930
1.5	2.20	2.19	7.2	1302
2.0	2.93	2.92	9.6	733
2.5	3.66	3.65	12.0	489
3.0	4.39	4.38	14.4	328

Distance [m] Cone diameter [m]  
 — C0 - C180 (Half beam angle: 72.2°)  
 — C90 - C270 (Half beam angle: 72.4°)



# OPTIX RECESSED 600 4L LUMI 4K ALU

Item No: 2023876

# Concord

## General data

Product name	OPTIX RECESSED 600 4L LUMI 4K ALU
Technology	LED
Cap/Base	N/A
Housing	Steel
Mount	Ceiling recessed mounting
Built in presence detector	NONE
General application	Office, Education
Operating temperature range (°C)	10°C...+25°C
Performance ambient temperature Tq (°C)	25
Virtual assistant compatibility	N/A
ETIM Class	EC002892
Warranty	5 years

## Optical data

Fixture luminous flux (lm)	4500
Luminaire efficacy (lm/W)	105
Correlated colour temperature (k)	4000
Light colour	Neutral White
CRI (Ra)	98
Colour Variation Initial (SDCM)	SDCM3
Colour Consistency (SDCM)	3
Distribution type	Symmetric
Glare control	< 16
Photobiological Risk Group	RG1

## Electrical data

Emergency type	
Total power consumption (W)	43
Primary Supply/Product voltage - min (V)	220
Primary Supply/Product voltage - max (V)	240
Lamp power factor	0.95
THD (at 230 V, 50 Hz, full load, at 100% dimming level) ≤ xx.x %	10
Electrical protection	Class I
Control gear required	No
Control gear type	LED driver constant current
Dimmable	No
Dimming method	N/A
Drive current (mA)	300
Inrush Current (A)	30
Inrush Duration (µs)	250
Energy Efficiency Class (A->G) of contained light source	F
Nominal Frequency (Hz)	50/60Hz
LED Flickering Rate	Ultra low (5% or less)
Max. products per 10A C Breaker	27
Max. products per 13A C Breaker	35
Max. products per 16A C Breaker	45
Max. products per 20A C Breaker	58
Max. products per 10A B Breaker	16
Max. products per 13A B Breaker	21
Max. products per 16A B Breaker	27
Max. products per 20A B Breaker	35
Connectable conductor cross section - Min (mm <sup>2</sup> )	0.75
Connectable conductor cross section - Max (mm <sup>2</sup> )	2.5

## Lifetime data

Lifespan L70 B50	100000
Lifespan L80 B20	60000

# OPTIX RECESSED 600 4L LUMI 4K ALU

Item No: 2023876

Concord

## Physical data

Housing colour	RAL 9016 - Traffic white / Bezel
IP rating	IP20
IK rating	IK07
Diffuser finish	Matt/satinized
Diffuser material	PC Polycarbonate
Reflector finish	High-gloss
Nominal Product Length (mm)	596
Nominal Product Width (mm)	596
Nominal Product Height (mm)	38
Weight (kg)	5.0

## Packaging

Product EAN number	5025768238767
Packaging single length / height (cm)	62.0
Packaging single width (cm)	6.5
Packaging single depth (cm)	65.0
DUN14 (inner)	05025768238767
Units per outer package	1
Packaging outer length / height (cm)	62.0
Packaging outer width (cm)	6.5
Packaging outer depth (cm)	65.0

## Safety data

Glow Wire Test (°C)	850
Optimal operating condition (°C)	10-25