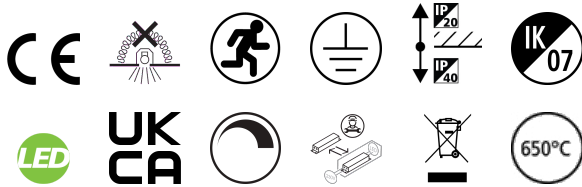


Colossal 900mm 940 Prism Dir White DALI EM

Item No: 2071254

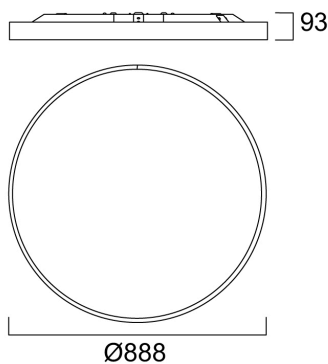
Concord



900mm diameter circular architectural luminaire, can be surface mounted or suspended. Powder coated aluminium housing (RAL9016) with PMMA prismatic diffuser. Direct light distribution, 6955lm luminous flux, 60W system power, 116lm/W luminaire efficacy. DALI dimmable. 3 hours integrated emergency. Colour rendering index Ra >90, 4000K Neutral White LED, chromaticity tolerance of 3-step MacAdam ellipse. IP40/IP20, IK03. 350mA drive current. UGR≤19. Electrical protection Class1, 220-240V. Reported lifetime 66k hours L90B10.

Technical Assets

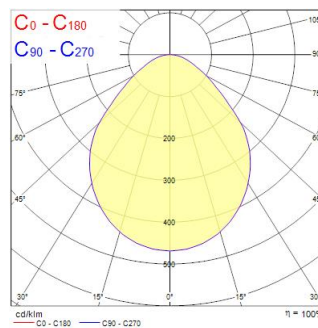
Dimensions (mm)



Photometrics

Distance [m]	Cone diameter [m]	Beam diameter [m]	Illuminance [lx]
0.5	1.04	Ø107	1302
1.0	2.09	Ø214	321
1.5	3.13	Ø321	148
2.0	4.17	Ø428	85
2.5	5.21	Ø535	52
3.0	6.26	Ø642	35

Distance [m] Cone diameter [m] Illuminance [lx]
 — C0 - C180 (Half beam angle: 92.4°)



Colossal 900mm 940 Prism Dir White DALI EM

Item No: 2071254

Concord

General data

Product name	Colossal 900mm 940 Prism Dir White DALI EM
Technology	LED
Cap/Base	N/A
Housing	Aluminium
Mount	Ceiling surface mounting
Built in presence detector	NONE
General application	Hospitality, Office
Operating temperature range (°C)	5°C...+25°C
Virtual assistant compatibility	N/A
ETIM Class	EC002892
Warranty	5 years

Optical data

Fixture luminous flux (lm)	6955
Luminaire efficacy (lm/W)	117
Correlated colour temperature (k)	4000
Colour Code	940
Light colour	Neutral White
CRI (Ra)	90
Colour Variation Initial (SDCM)	SDCM3
Distribution type	Symmetric
Glare control	< 18
Photobiological Risk Group	RG0

Electrical data

Emergency type	
Emergency duration (h)	3
Total power consumption (W)	59.6
Supply current (A)	350
Primary Supply/Product voltage - min (V)	198.0
Primary Supply/Product voltage - max (V)	264.0
Lamp power factor	0.99
THD (at 230 V, 50 Hz, full load, at 100% dimming level) ≤ xx.x %	9
Electrical protection	Class I
Control gear required	No
Control gear type	LED driver constant current
Dimmable	Yes
Dimming method	DALI
Drive current (mA)	350
Inrush Current (A)	23
Inrush Duration (µs)	174
Energy Efficiency Class (A->G) of contained light source	C
Nominal Frequency (Hz)	50/60Hz
LED Flickering Rate	Ultra low (5% or less)
Max. products per 10A C Breaker	18
Max. products per 13A C Breaker	26
Max. products per 16A C Breaker	28
Max. products per 20A C Breaker	34
Max. products per 10A B Breaker	9
Max. products per 13A B Breaker	13
Max. products per 16A B Breaker	14
Max. products per 20A B Breaker	17
Connectable conductor cross section - Min (mm ²)	1.5
Connectable conductor cross section - Max (mm ²)	2.5

Colossal 900mm 940 Prism Dir White DALI EM

Item No: 2071254

Concord

Lifetime data

Lifespan L70 B50	170000
Lifespan L80 B20	145000
Lifespan L90 B10	66000

Physical data

Housing colour	RAL 9016 - Traffic white / Bezel
IP rating	IP40/20
IK rating	IK07
Diffuser finish	Prismatic
Diffuser material	PMMA Acrylic
Nominal Product Height (mm)	93
Nominal Product Diameter (mm)	888
Weight (kg)	17.0

Packaging

Product EAN number	5025768712540
Packaging single length / height (cm)	14.0
Packaging single width (cm)	96.0
Packaging single depth (cm)	96.0
DUN14 (inner)	05025768712540
Units per outer package	1
Packaging outer length / height (cm)	14.0
Packaging outer width (cm)	96.0
Packaging outer depth (cm)	96.0

Safety data

Glow Wire Test (°C)	650
Optimal operating condition (°C)	5-25