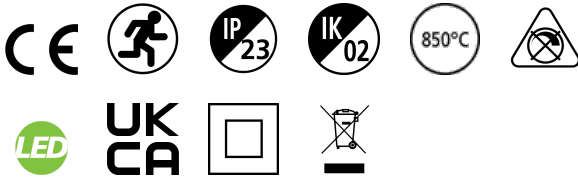


Insaver LED II 150 Low Output NW EB E3

Item No: 3098109

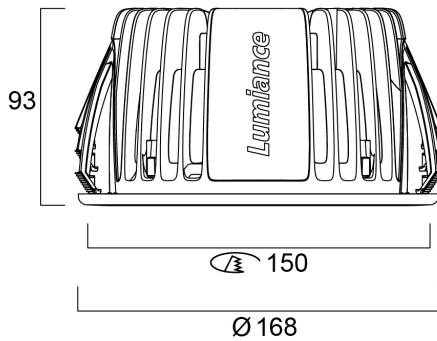
SYLVANIA



Circular LED downlight with up to 114lm/W efficacy and 2,400 luminaire lumen output. Innovative easy installation system allows for a rapid, single point installation. For 150mm cut outs. IP44 or UGR<19 compliant with additional accessories. 3 hour emergency and surface mounted versions available. Plus3 version includes Wieland GST connector.

Technical Assets

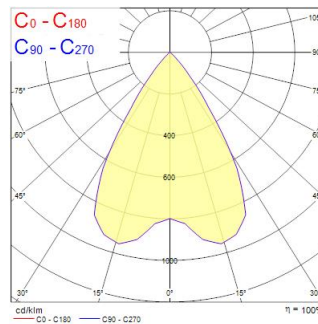
Dimensions (mm)



Photometrics

Distance [m]	Cone diameter [m]	Beam diameter [m]	Beam diameter [ft]	Illuminance [lx]
0.5	0.64	50"	32"	5575
1.0	1.28	50"	32"	1394
1.5	1.92	50"	32"	619
2.0	2.56	50"	32"	346
2.5	3.20	50"	32"	223
3.0	3.84	50"	32"	166

Distance [m] Cone diameter [m] Illuminance [lx]
 — C0 - C180 (Half beam angle: 66.2°)



Insaver LED II 150 Low Output NW EB E3

Item No: 3098109

SYLVANIA

General data

Product name	Insaver LED II 150 Low Output NW EB E3
Technology	LED
Cap/Base	N/A
Housing	AGC (advanced graphite composite)
Mount	Ceiling recessed mounting
Environment	Internal
General application	Office
Operating temperature range (°C)	1°C...+25°C
Performance ambient temperature Tq (°C)	25
ETIM Class	EC001744
Warranty	5 years

Optical data

Fixture luminous flux (lm)	1940
Luminaire efficacy (lm/W)	114
LOR (%)	100
Correlated colour temperature (k)	4000
CRI (Ra)	80
Colour Consistency (SDCM)	3
Adjustable chromaticity	N
Beam Angle (°)	76
Distribution type	Symmetric
Glare control	< 19
Photobiological Risk Group	RG1

Electrical data

Emergency mode	Maintained
Emergency duration (h)	3
Total power consumption (W)	17
Primary Supply/Product voltage - min (V)	220
Primary Supply/Product voltage - max (V)	240
Electrical protection	Class II
Control gear type	Electronic ballast
Dimmable	No
Dimming method	N/A
Drive current (mA)	700
Inrush Current (A)	45
Inrush Duration (µs)	20
Energy Efficiency Class (A->G) of contained light source	C
Nominal Frequency (Hz)	50/60Hz
Max. products per 10A C Breaker	50
Max. products per 13A C Breaker	65
Max. products per 16A C Breaker	80
Max. products per 20A C Breaker	100
Max. products per 10A B Breaker	30
Max. products per 13A B Breaker	39
Max. products per 16A B Breaker	48
Max. products per 20A B Breaker	60

Lifetime data

Lifespan L70 B50	100000
Lifespan L80 B20	100000
Lifespan L90 B10	60000

Insaver LED II 150 Low Output NW EB E3

Item No: 3098109



Physical data

Housing colour	White
IP rating	IP23
IK rating	IK02
Reflector finish	High-gloss
Nominal Product Height (mm)	87
Nominal Product Diameter (mm)	169
Weight (kg)	1.372

Packaging

Product EAN number	8711971981091
Packaging single length / height (cm)	25.6
Packaging single width (cm)	25.5
Packaging single depth (cm)	16.3
DUN14 (inner)	08711971981091
Units per outer package	1
Packaging outer length / height (cm)	25.6
Packaging outer width (cm)	25.5
Packaging outer depth (cm)	16.3

Safety data

Glow Wire Test (°C)	850
Optimal operating condition (°C)	1-25