


# Pixo Line 900 90D Beam 940 Black

Item No: 0006822



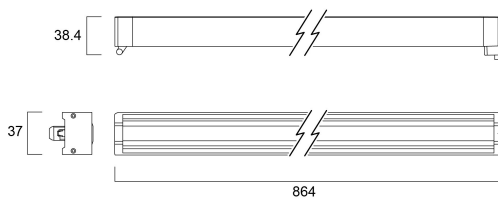
**PRO**<sup>TM</sup>



Pixo Line is a linear track system, adds flexibility to any space due the variety of product options Offers an easy installation with two separate modules Push-in/push-out mechanism with GR6d-15 connector Compatible with Zhaga Book 14 Aluminium body, plastic end caps, translucent optic diffuser, light beam angle: 90° Textured black finishing colour. Light color temperature: 4000K, neutral white, max. system power: 29W. Max. fixture lumen output: 3900lm, efficacy: 134lm/W, Ra90 typical, LED chromacity: 3 step MacAdam ellipse (SDCM3), IR/UV free light source without heat radiation Multipower driver module, 4 power settings suitable with Pixo Line 900 to meet all installation needs with one single product, selection and setting on driver - between 17W (290mA), 19W (400mA), 24W (500mA), 29W (600mA). Suitable for installation on 3-circuit tracks, please check compatibility list on the instruction sheet. Compatible with OneTrack Electrical protection: Class III. Degree of protection: IP20, suitable for indoor environment only Light modules should be combined with suitable in-track drivers Nominal product dimensions: L.864mmx38.4mmx37mm

## Technical Assets

### Dimensions (mm)



### Photometrics

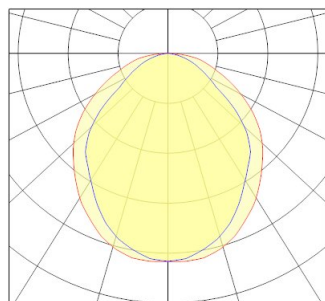
Distance [m]	Cone diameter [m]	Beam diameter [m]	Illuminance [lx]
0.5	1.05	0.70	3918
	1.42	0.98	2771
1.0	2.11	1.40	980
	2.84	1.96	344
1.5	3.16	2.10	420
	4.25	2.94	242
2.0	4.22	2.80	157
	5.67	3.92	105
2.5	5.27	3.50	78
	7.09	4.90	57
3.0	6.32	4.20	65
	8.51	5.88	48

Distance [m]    Cone diameter [m]    Beam diameter [m]    Illuminance [lx]  
 — C2 - C180 (Half beam angle: 109.0°)  
 — C50 - C270 (Half beam angle: 93.0°)

# Pixo Line 900 90D Beam 940 Black

Item No: 0006822

**SYLVANIA**



## General data

Product name	Pixo Line 900 90D Beam 940 Black
Technology	LED
Mount	Track mounting
General application	Hospitality, Museums & Galleries, Office, Retail
Operating temperature range (°C)	-20°C...+40°C
Virtual assistant compatibility	N/A
ETIM Class	EC000996
Warranty	5 years

## Optical data

Fixture luminous flux (lm)	3900
Luminaire efficacy (lm/W)	134
Correlated colour temperature (k)	4000
Light colour	Neutral White
CRI (Ra)	90
Colour Variation Initial (SDCM)	SDCM3
Beam Angle (°)	90
Photobiological Risk Group	Not applicable

## Electrical data

Emergency type	
Total power consumption (W)	29
Electrical protection	Class III
Control gear required	Yes
Dimmable	No
Dimming method	N/A
Min. drive current (mA)	350
Max. drive current (mA)	600
Drive current - Range (mA)	350mA / 600mA
Energy Efficiency Class (A->G) of contained light source	C
Nominal Frequency (Hz)	50/60Hz

## Physical data

Housing colour	Black
IP rating	IP20
IK rating	IK03
Nominal Product Length (mm)	864
Nominal Product Width (mm)	37
Nominal Product Height (mm)	38.4
Weight (kg)	0.4

# Pixo Line 900 90D Beam 940 Black

Item No: 0006822



## Packaging

Product EAN number	5410288068220
Packaging single length / height (cm)	87.0
Packaging single width (cm)	4.3
Packaging single depth (cm)	4.3
DUN14 (inner)	15410288068227
Units per outer package	20
Packaging outer length / height (cm)	88.8
Packaging outer width (cm)	23.5
Packaging outer depth (cm)	19.0

## Safety data

Glow Wire Test (°C)	650
Optimal operating condition (°C)	-20-40