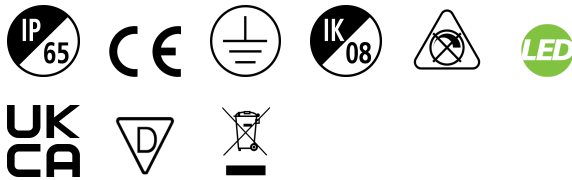


START Waterproof Twin 1500 HO IP65 8300lm 840

Item No: 0048625

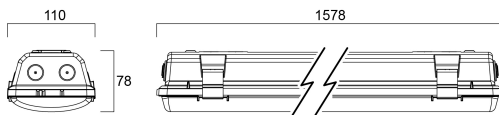
SYLVANIA



Start Waterproof, integrated LED weatherproof luminaire, with UV stabilized flat diffuser and linear prisms designed to achieve uniform lit appearance, optimise light output and to reduce glare, 301 stainless steel diffuser clips and fixing brackets for surface mounting. Polycarbonate housing, Polycarbonate diffuser, 8300 lm, 67 W, 120 lm/W, 4000 K, drive current 1010 mA, Non dimmable, CRI80, IP65, IK08, Class I, nominal average life (h):50000, 1578 mm x 110 mm x 78 mm ,energy class: A++ A+ A, D-mark

Technical Assets

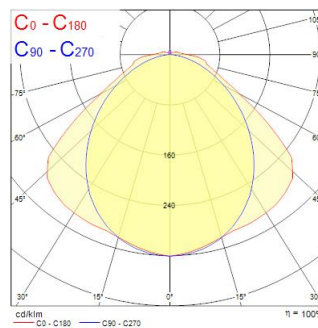
Dimensions (mm)



Photometrics

Distance [m]	Cone diameter [m]	Beam diameter [m]	Illuminance [lx]
0.5	1.14 1.56	0.71 0.94	1000 1520 1321
1.0	2.28 3.12	1.42 1.88	250 381 328
1.5	3.42 4.73	2.13 2.82	133 199 161
2.0	4.57 6.30	2.84 3.94	66 99 81
2.5	5.71 7.88	3.55 4.91	43 66 54
3.0	6.85 9.45	4.26 5.86	29 44 36

Distance [m] Cone diameter [m] Illuminance [lx]
 — C0 - C180 (Half beam angle: 115.2°)
 — C90 - C270 (Half beam angle: 97.6°)



START Waterproof Twin 1500 HO IP65 8300lm 840

Item No: 0048625



General data

Product name	START Waterproof Twin 1500 HO IP65 8300lm 840
Technology	LED
Housing	PC Polycarbonate
Mount	Ceiling surface mounting
Fixture rating	Enclosed
General application	Logistics & Industry
Operating temperature range (°C)	-20°C...+40°C
Performance ambient temperature Tq (°C)	25
ETIM Class	EC000109
E-number FI	4309044
Warranty	5 years

Optical data

Fixture luminous flux (lm)	8300
Luminaire efficacy (lm/W)	124
Correlated colour temperature (k)	4000
Light colour	Neutral White
CRI (Ra)	80
Colour Variation Initial (SDCM)	SDCM5
Glare control	< 26
Photobiological Risk Group	RG1

Electrical data

Total power consumption (W)	67
THD (at 230 V, 50 Hz, full load, at 100% dimming level) ≤ xx.x %	10.0
Electrical protection	Class I
Control gear required	No
Control gear type	LED driver constant current
Dimmable	No
Dimming method	N/A
Drive current (mA)	1010
Inrush Current (A)	32
Inrush Duration (µs)	251
Nominal Frequency (Hz)	50/60Hz
Max. products per 10A C Breaker	16
Max. products per 13A C Breaker	21
Max. products per 16A C Breaker	26
Max. products per 20A C Breaker	35
Max. products per 10A B Breaker	10
Max. products per 13A B Breaker	13
Max. products per 16A B Breaker	16
Max. products per 20A B Breaker	21

Lifetime data

Lifespan L70 B50	60000
Lifespan L70 B20	60000
Lifespan L70 B10	60000
Lifespan L80 B50	60000
Lifespan L80 B20	60000
Lifespan L80 B10	60000
Lifespan L90 B50	51000
Lifespan L90 B20	47000
Lifespan L90 B10	44000

START Waterproof Twin 1500 HO IP65 8300lm 840

Item No: 0048625

SYLVANIA

Physical data

Housing colour	Grey
IP rating	IP65
IK rating	IK08
Diffuser finish	Transparent
Diffuser material	PC Polycarbonate
Nominal Product Length (mm)	1578
Nominal Product Width (mm)	110
Nominal Product Height (mm)	78
Weight (kg)	2.49

Packaging

Product EAN number	5410288486253
Packaging single length / height (cm)	167.2
Packaging single width (cm)	11.6
Packaging single depth (cm)	8.4
DUN14 (inner)	05410288486253
Units per outer package	1
Packaging outer length / height (cm)	167.2
Packaging outer width (cm)	11.6
Packaging outer depth (cm)	8.4

Safety data

Optimal operating condition (°C)	-20-40
Dry applications use only	No