



START eco Downlight Flat 206 Square IP44 1650lm 830 DIM

Item No: 0053939

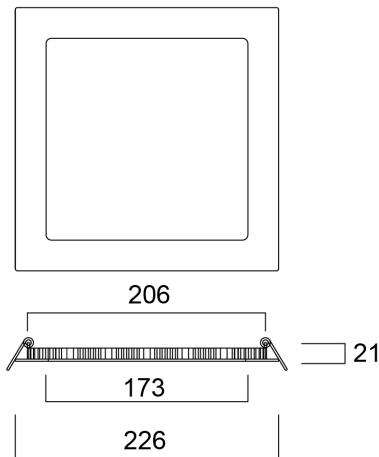
SYLVANIA



START eco Downlight Flat IP44 DIM is an integrated LED recessed downlight with a separate, phase dimmable driver and loop in- out box, 17W; 1650Lm; 97Lm/W; 3000K; IP44 rated from the front; 30,000hrs (L70B50).

Technical Assets

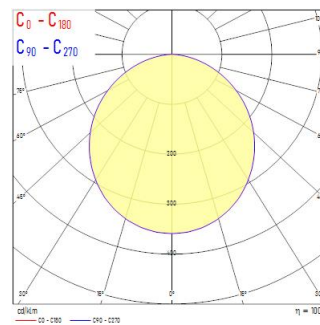
Dimensions (mm)



Photometrics

Distance [m]	Cone diameter [m]	Beam angle [°]	Beam diameter [m]	Beam area [m²]	Illuminance [lx]
0.5	1.43	110.0°	2.86	2.56	221
1.0	2.86	110.0°	5.71	10.24	55
1.5	4.28	110.0°	8.57	20.49	28
2.0	5.71	110.0°	11.43	31.68	18
2.5	7.14	110.0°	14.28	43.96	12
3.0	8.57	110.0°	17.14	56.25	9

Distance [m] Cone diameter [m] Illuminance [lx]
C0 - C180 (Half beam angle: 110.0°)



START eco Downlight Flat 206 Square IP44 1650lm 830 DIM

Item No: 0053939

SYLVANIA

General data

Product name	START eco Downlight Flat 206 Square IP44 1650lm 830 DIM
Technology	LED
Housing	Aluminium
Mount	Ceiling recessed mounting
General application	Hospitality
Operating temperature range (°C)	-20°C...+40°C
Performance ambient temperature Tq (°C)	25
ETIM Class	EC001744
E-number FI	4278190
Warranty	3 years

Optical data

Fixture luminous flux (lm)	1650
Luminaire efficacy (lm/W)	97
Correlated colour temperature (k)	3000
Light colour	Warm White
CRI (Ra)	80
Colour Variation Initial (SDCM)	SDCM5
Beam Angle (°)	120
Distribution type	Symmetric
Glare control	< 28
Photobiological Risk Group	RG0

Electrical data

Total power consumption (W)	17
Primary Supply/Product voltage - min (V)	220
Primary Supply/Product voltage - max (V)	240
Lamp power factor	0.9
THD (at 230 V, 50 Hz, full load, at 100% dimming level) ≤ xx.x %	20.0
Electrical protection	Class II
Control gear required	No
Control gear type	LED driver constant current
Dimmable	Yes
Dimming method	Mains: leading / trailing edge
Drive current (mA)	450
Inrush Current (A)	4.16
Inrush Duration (µs)	112
Energy Efficiency Class (A->G) of contained light source	E
Nominal Frequency (Hz)	50Hz
LED Flickering Rate	Ultra low (5% or less)
Max. products per 10A C Breaker	67
Max. products per 13A C Breaker	87
Max. products per 16A C Breaker	107
Max. products per 20A C Breaker	133
Max. products per 10A B Breaker	67
Max. products per 13A B Breaker	87
Max. products per 16A B Breaker	107
Max. products per 20A B Breaker	133

Lifetime data

Lifespan L70 B50	60000
Lifespan L80 B50	50000
Lifespan L80 B10	42000
Lifespan L90 B50	28000
Lifespan L90 B10	23000

START eco Downlight Flat 206 Square

IP44 1650lm 830 DIM

Item No: 0053939

SYLVANIA

Physical data

Housing colour	RAL 9003 - Signal white
IP rating	IP44/20
IK rating	IK06
Diffuser finish	Opal
Diffuser material	PS Polystyrene
Nominal Product Length (mm)	226
Nominal Product Width (mm)	226
Nominal Product Height (mm)	21
Weight (kg)	0.557

Packaging

Product EAN number	5410288539393
Packaging single length / height (cm)	29.0
Packaging single width (cm)	23.0
Packaging single depth (cm)	4.2
DUN14 (inner)	15410288539390
Units per outer package	10
Packaging outer length / height (cm)	47.5
Packaging outer width (cm)	23.0
Packaging outer depth (cm)	30.5

Safety data

Glow Wire Test (°C)	650
Optimal operating condition (°C)	-20-40