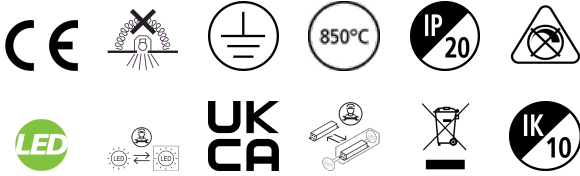


SPORTSBAY 1500MM 18KLM 840 Double Switch

Item No: 0098641

SYLVANIA

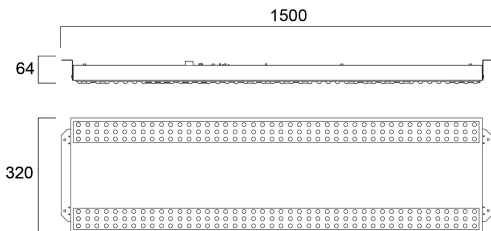
PROTM



SportsBay luminaire developed for sports halls with 18400lumens, 118W, 156lm/W, 4000K, CRI 80, wide beam 117°optic, non dimmable, 3 step MacAdam ellipse, Class 1, 220-240V, IP20, IK10, lifespan 100Khrs L70B50, (LxWxH) 1500x320x66mm. Ball-impact-resistance according to VDE 0710-13. Supplied with double switch capability.

Technical Assets

Dimensions (mm)

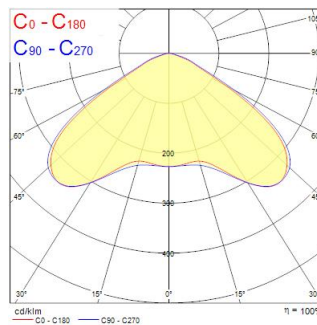


Photometrics

Distance [m]	Cone diameter [m]	Beam diameter [m]	Beam diameter [ft]	Beam diameter [in]	Illuminance [lx]
0.5	1.71 1.64	0.07	0.23	2.36	1667
1.0	3.42 3.28	0.14	0.46	4.72	417
1.5	5.13 4.91	0.21	0.69	7.08	154
2.0	6.85 6.55	0.28	0.92	9.38	104
2.5	8.56 8.18	0.35	1.15	11.68	67
3.0	10.27 9.83	0.42	1.38	13.98	48

Distance [m] Cone diameter [m] Illuminance [lx]

— C0 - C180 (Half beam angle: 117.2°)
— C90 - C270 (Half beam angle: 119.4°)



SPORTSBAY 1500MM 18KLM 840 Double Switch

Item No: 0098641



General data

Product name	SPORTSBAY 1500MM 18KLM 840 Double Switch
Technology	LED
Cap/Base	N/A
Housing	Steel
Mount	Ceiling surface mounting
Built in presence detector	NONE
General application	Education, Logistics & Industry
Operating temperature range (°C)	-20°C...+35°C
ETIM Class	EC002892
Warranty	5 years

Optical data

Fixture luminous flux (lm)	18400
Luminaire efficacy (lm/W)	156
Correlated colour temperature (k)	4000
Light colour	Neutral White
CRI (Ra)	80
Colour Variation Initial (SDCM)	SDCM3
Beam Angle (°)	117
Distribution type	Symmetric
Glare control	< 24
Photobiological Risk Group	RG1

Electrical data

Emergency type	
Total power consumption (W)	118
Primary Supply/Product voltage - min (V)	220
Primary Supply/Product voltage - max (V)	240
Lamp power factor	0.96
THD (at 230 V, 50 Hz, full load, at 100% dimming level) ≤ xx.x %	15
Electrical protection	Class I
Control gear required	No
Control gear type	LED driver constant current
Dimmable	No
Dimming method	N/A
Drive current (mA)	350
Inrush Current (A)	38
Inrush Duration (µs)	220
Energy Efficiency Class (A->G) of contained light source	C
Nominal Frequency (Hz)	50/60Hz
Max. products per 10A C Breaker	6
Max. products per 13A C Breaker	9
Max. products per 16A C Breaker	11
Max. products per 20A C Breaker	16
Max. products per 10A B Breaker	4
Max. products per 13A B Breaker	5
Max. products per 16A B Breaker	7
Max. products per 20A B Breaker	9
Connectable conductor cross section - Max (mm ²)	2.5

SPORTSBAY 1500MM 18KLM 840 Double Switch

Item No: 0098641

SYLVANIA

Lifetime data

Lifespan L70 B50	100000
Lifespan L70 B20	100000
Lifespan L70 B10	100000
Lifespan L80 B50	81000
Lifespan L80 B20	76000
Lifespan L80 B10	74000
Lifespan L90 B50	39000
Lifespan L90 B20	36500
Lifespan L90 B10	35000

Physical data

Housing colour	RAL 9016 - Traffic white / Bezel
IP rating	IP20
IK rating	IK10
Nominal Product Length (mm)	1500
Nominal Product Width (mm)	320
Nominal Product Height (mm)	66
Weight (kg)	11.8

Packaging

Product EAN number	5410288986418
Packaging single length / height (cm)	154.1
Packaging single width (cm)	34.1
Packaging single depth (cm)	7.3
DUN14 (inner)	05410288986418
Units per outer package	1
Packaging outer length / height (cm)	154.1
Packaging outer width (cm)	34.1
Packaging outer depth (cm)	7.3

Safety data

Glow Wire Test (°C)	850
Optimal operating condition (°C)	-20-35