


# Solstice 68 1150lm 940 SSA01D

Item No: 2060819

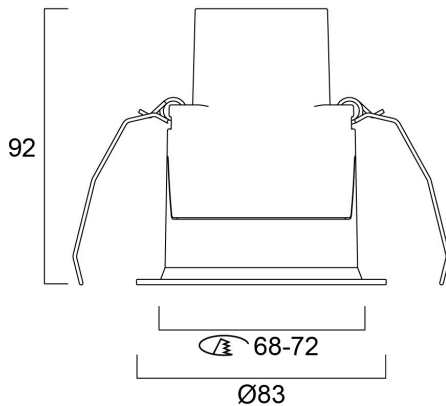
**Concord**



The Solstice 68 1150lm 940 SSA01D is a high efficient SYLSMART Connected enabled downlight luminaire, Colour rendering index Ra>90, Colour temperature: 4000K Neutral White, Class II, Protection rating IP44/IP20, Cut out dimensions: 68mm

## Technical Assets

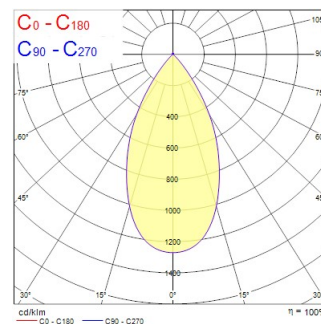
### Dimensions (mm)



### Photometrics

Distance [m]	Cone diameter [m]	Beam diameter [m]	Beam diameter [in]	Illuminance [lx]
0.5	0.49	Ø171	26.5"	814
1.0	0.98	Ø342	53"	203
1.5	1.48	Ø513	80"	88
2.0	1.98	Ø684	107"	65
2.5	2.47	Ø855	134"	52
3.0	2.97	Ø1026	161"	45

Distance [m] Cone diameter [m] Illuminance [lx]  
C0 - C180 (Half beam angle: 52.6°)



# Solstice 68 1150lm 940 SSA01D

Item No: 2060819

# Concord

## General data

Product name	Solstice 68 1150lm 940 SSA01D
Technology	LED
Cap/Base	N/A
Housing	Aluminium
Mount	Ceiling recessed mounting
Built in presence detector	NONE
General application	Hospitality, Retail
Operating temperature range (°C)	5°C...+35°C
Virtual assistant compatibility	N/A
ETIM Class	EC001744
E-number FI	4170460
Warranty	5 years

## Optical data

Fixture luminous flux (lm)	1150
Luminaire efficacy (lm/W)	121
Correlated colour temperature (k)	4000
Light colour	Neutral White
CRI (Ra)	90
Colour Variation Initial (SDCM)	SDCM3
Colour Consistency (SDCM)	3
Beam Angle (°)	52
Distribution type	Symmetric
Glare control	< 21
Photobiological Risk Group	RG0

## Electrical data

Emergency type	
Total power consumption (W)	9.5
Supply current (A)	1
Primary Supply/Product voltage - min (V)	220.0
Primary Supply/Product voltage - max (V)	240.0
Lamp power factor	0.98
THD (at 230 V, 50 Hz, full load, at 100% dimming level) ≤ xx.x %	0.1
Electrical protection	Class II
Control gear required	Yes
Control gear type	LED driver constant current
Dimmable	Yes
Dimming method	SylSmart Connected (SSA)
Drive current (mA)	250
Inrush Current (A)	20
Inrush Duration (µs)	25
Energy Efficiency Class (A->G) of contained light source	E
Nominal Frequency (Hz)	50/60Hz
Max. products per 16A C Breaker	82
Max. products per 10A B Breaker	82
Max. products per 16A B Breaker	130
Connectable conductor cross section - Min (mm <sup>2</sup> )	0.5
Connectable conductor cross section - Max (mm <sup>2</sup> )	1.5

## Lifetime data

Lifespan L70 B50	100000
Lifespan L80 B50	100000
Lifespan L90 B50	56000

# Solstice 68 1150lm 940 SSA01D

Item No: 2060819

Concord

## Physical data

Housing colour	RAL 9016 - Traffic white / Bezel
IP rating	IP44/20
IK rating	IK03
Diffuser finish	Diffuse
Diffuser material	PC Polycarbonate
Reflector finish	High-gloss
Nominal Product Height (mm)	92
Nominal Product Diameter (mm)	83
Built-in diameter (mm)	68
Weight (kg)	0.4

## Packaging

Product EAN number	5025768608195
Packaging single length / height (cm)	10.0
Packaging single width (cm)	13.0
Packaging single depth (cm)	16.0
DUN14 (inner)	05025768608195
Units per outer package	1
Packaging outer length / height (cm)	10.0
Packaging outer width (cm)	13.0
Packaging outer depth (cm)	16.0

## Safety data

Glow Wire Test (°C)	850
Optimal operating condition (°C)	5-35