


Solstice 100 1525lm 930 DIM SB

Item No: 2060862

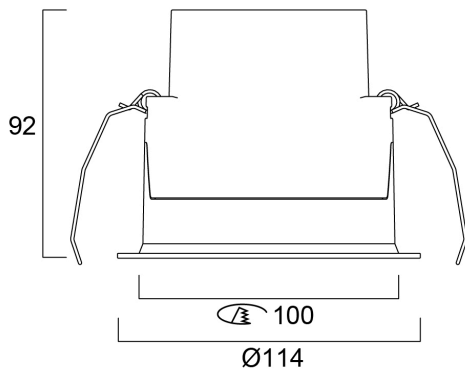
Concord



The Solstice 100 1525lm 930 DIM SB is a high efficient phase dimmable downlight luminaire, silver matt reflector, black bezel, Colour rendering index Ra>90, Colour temperature: 3000K Warm White, Class II, Protection rating IP44/IP20, Cut out dimensions: 100mm

Technical Assets

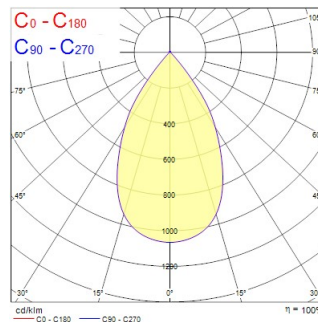
Dimensions (mm)



Photometrics

Distance [m]	Cone diameter [m]	Beam diameter [m]	Beam diameter [in]	Illuminance [lx]
0.5	0.57	507	20.0"	648
1.0	1.15	507	20.0"	162
1.5	1.72	507	20.0"	72
2.0	2.29	507	20.0"	40.5
2.5	2.86	507	20.0"	21.6
3.0	3.44	507	20.0"	12

Distance [m] Cone diameter [m] Illuminance [lx]
 C0 - C180 (Half beam angle: 56.6°)



Solstice 100 1525lm 930 DIM SB

Item No: 2060862

Concord

General data

Product name	Solstice 100 1525lm 930 DIM SB
Technology	LED
Cap/Base	N/A
Housing	Aluminium
Mount	Ceiling recessed mounting
Built in presence detector	NONE
General application	Hospitality, Retail
Operating temperature range (°C)	5°C...+35°C
Virtual assistant compatibility	N/A
ETIM Class	EC001744
E-number FI	4170483
Warranty	5 years

Optical data

Fixture luminous flux (lm)	1525
Luminaire efficacy (lm/W)	109
Correlated colour temperature (k)	3000
Light colour	Warm White
CRI (Ra)	90
Colour Variation Initial (SDCM)	SDCM3
Colour Consistency (SDCM)	3
Beam Angle (°)	60
Distribution type	Symmetric
Glare control	< 20
Photobiological Risk Group	RG0

Electrical data

Emergency type	
Total power consumption (W)	14
Supply current (A)	1
Primary Supply/Product voltage - min (V)	220.0
Primary Supply/Product voltage - max (V)	240.0
Lamp power factor	0.95
THD (at 230 V, 50 Hz, full load, at 100% dimming level) ≤ xx.x %	0.2
Electrical protection	Class II
Control gear required	Yes
Control gear type	LED driver constant current
Dimmable	Yes
Dimming method	Mains: leading / trailing edge
Drive current (mA)	350
Inrush Current (A)	10
Inrush Duration (µs)	100
Energy Efficiency Class (A->G) of contained light source	E
Nominal Frequency (Hz)	50/60Hz
Max. products per 10A C Breaker	81
Max. products per 16A C Breaker	131
Max. products per 10A B Breaker	51
Max. products per 16A B Breaker	82
Connectable conductor cross section - Min (mm ²)	0.5
Connectable conductor cross section - Max (mm ²)	1.5

Lifetime data

Lifespan L70 B50	100000
Lifespan L80 B50	100000
Lifespan L90 B50	56000

Solstice 100 1525lm 930 DIM SB

Item No: 2060862

Concord

Physical data

Housing colour	RAL 9004 - Signal black
IP rating	IP44/20
IK rating	IK03
Diffuser finish	Diffuse
Diffuser material	PC Polycarbonate
Reflector finish	High-gloss
Nominal Product Height (mm)	92
Nominal Product Diameter (mm)	112
Built-in diameter (mm)	100
Weight (kg)	0.43

Packaging

Product EAN number	5025768608621
Packaging single length / height (cm)	13.5
Packaging single width (cm)	13.5
Packaging single depth (cm)	16.5
DUN14 (inner)	05025768608621
Units per outer package	1
Packaging outer length / height (cm)	13.5
Packaging outer width (cm)	13.5
Packaging outer depth (cm)	16.5

Safety data

Glow Wire Test (°C)	850
Optimal operating condition (°C)	5-35