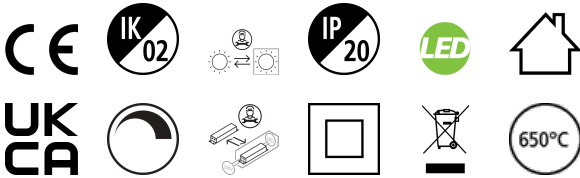


Concord Beacon Muse 2700k SM o/b Dim Black

Item No: 2062568

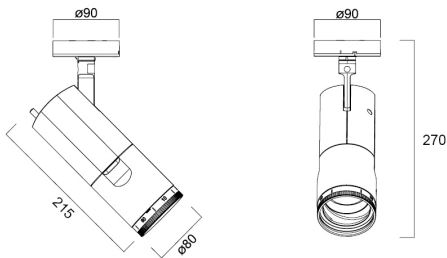
Concord



Simple and slick integral design with no driver box and without any visible screws New technology utilization for improved performance Extremely precise light beams due to the high-quality lens ø80mm die-cast aluminium body, Adjustable beam angle: between 8° - 55°, Textured black finishing colour Light color temperature: 2700K, candle light System power: 18W, Fixture lumen output: 940lm, efficacy: 52lm/W, Ra97 typical, LED chromacity: 2 step MacAdam ellipse LED source (SDCM2), IR/UV free light source without heat radiation Operating voltage 220-240V / 50-60Hz, dimmable via on-board potentiometer, Surface mounting with surface mounting base. Electrical protection: Class II. Degree of protection: IP20, suitable for indoor environment only Horizontal rotation: 355°, vertical tilt: 90° Nominal product dimensions: D.80mmx215mm 5 years warranty. Suitable for ceiling surface mounting, and wall surface mounting

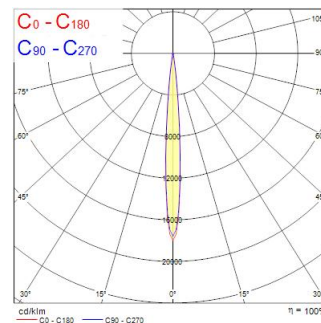
Technical Assets

Dimensions (mm)



Photometrics

Distance [m]	Cone diameter [m]	Beam diameter [m]	Beam diameter [m]	Illuminance [lx]
0.5	0.38	0.08	0.08	30532
			0.08	17265
			0.08	10000
1.0	0.15	0.15	0.15	8905
			0.15	4318
			0.15	2512
1.5	0.23	0.23	0.23	3959
			0.23	1985
			0.23	1201
2.0	0.31	0.30	0.30	2227
			0.30	1079
			0.30	652
2.5	0.38	0.38	0.38	1428
			0.38	691
			0.38	420
3.0	0.46	0.45	0.45	990
			0.45	490
			0.45	290



Concord Beacon Muse 2700k SM o/b Dim Black

Item No: 2062568

Concord

General data

Product name	Concord Beacon Muse 2700k SM o/b Dim Black
Technology	LED
Cap/Base	N/A
Housing	Aluminium
Mount	Ceiling surface mounting, Wall surface mounted
Built in presence detector	NONE
Fixture rating	Enclosed
General application	Museums & Galleries, Retail, Hospitality
Operating temperature range (°C)	-10°C...+35°C
Virtual assistant compatibility	N/A
ETIM Class	EC001744
Warranty	5 years

Optical data

Fixture luminous flux (lm)	940
Luminaire efficacy (lm/W)	52
LOR (%)	100
Correlated colour temperature (k)	2700
Light colour	Candlelight
CRI (Ra)	97
Colour Variation Initial (SDCM)	SDCM2
Luminous Intensity (cd)	940
Distribution type	Symmetric
Photobiological Risk Group	RG1

Electrical data

Emergency type	
Total power consumption (W)	18
Supply current (A)	0.082
Primary Supply/Product voltage - min (V)	220.0
Primary Supply/Product voltage - max (V)	240.0
Lamp power factor	0.9
THD (at 230 V, 50 Hz, full load, at 100% dimming level) ≤ xx.x %	7.9
Electrical protection	Class II
Control gear type	LED driver constant current
Dimmable	Yes
Dimming method	Onboard pot
Minimum dimming level (%)	1
Drive current (mA)	500
Inrush Current (A)	5
Inrush Duration (µs)	50
Energy Efficiency Class (A->G) of contained light source	F
Nominal Frequency (Hz)	50/60Hz
Max. products per 10A C Breaker	31
Max. products per 13A C Breaker	65
Max. products per 16A C Breaker	85
Max. products per 20A C Breaker	104
Max. products per 10A B Breaker	31
Max. products per 13A B Breaker	39
Max. products per 16A B Breaker	50
Max. products per 20A B Breaker	62

Lifetime data

Lifespan L70 B50	100000
Lifespan L80 B50	100000
Lifespan L90 B50	49000

Concord Beacon Muse 2700k SM o/b Dim Black

Item No: 2062568

Concord

Physical data

Housing colour	RAL 9005 - Jet black
IP rating	IP20
IK rating	IK02
Diffuser finish	Frosted
Diffuser material	Other
Reflector finish	Matt
Nominal Product Length (mm)	215
Nominal Product Width (mm)	80
Nominal Product Height (mm)	270
Weight (kg)	1.02

Packaging

Product EAN number	5025768625680
Packaging single length / height (cm)	30.5
Packaging single width (cm)	13.5
Packaging single depth (cm)	20.5
DUN14 (inner)	05025768625680
Units per outer package	1
Packaging outer length / height (cm)	30.5
Packaging outer width (cm)	13.5
Packaging outer depth (cm)	20.5

Safety data

Glow Wire Test (°C)	650
Optimal operating condition (°C)	-10-35
Dry applications use only	Yes