


# CONTINUUM PLUS TR L-COR 940 OPAL D DALI W

Item No: 2064610

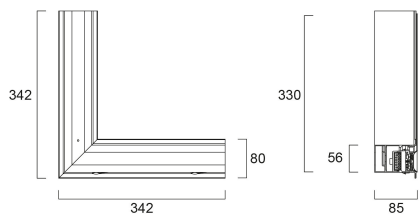
Concord



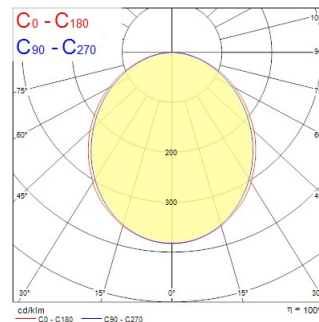
CONTINUUM PLUS TR L-COR 940 OPAL D DALI W is a L-shape corner for continuous linear system with trim body for recessed mounting, supplied with driver and light source, direct light distribution, compact and minimalist design, ideal for offices, meeting rooms, corridors, education facilities, museums and libraries, white (RAL9016) finishing, extruded aluminium body, 342x342x80x85mm dimensions, opal diffuser, 4000K (neutral white) colour temperature, total system power: 11.5W, total fixture output: 1450lm, luminaire efficacy: 126lm/W, colour rendering: Ra >90, LED Chromacity: 3 step MacAdam ellipse, lifespan: 89,000 hours L80B50, operating voltage: 220-240V / 50-60Hz, drive current: 250mA, electronic driver, DALI dimmable, Class I electrical protection, IP20, IK03, suitable for internal environment only. The product is delivered without diffuser, end cap, suspension or power supply kit, the accessories eg rolled diffuser (2064605) to be ordered separately.

## Technical Assets

### Dimensions (mm)



### Photometrics



Distance [m]	Cone diameter [m]	Beam diameter [mm]	Beam angle [°]	Illuminance [lx]
0.5	1.23	120	90°	220
	1.31	120	92°	200
1.0	2.45	120	90°	50
	2.62	120	92°	45
1.5	3.68	120	90°	22
	3.92	120	92°	20
2.0	4.90	120	90°	15
	5.23	120	92°	14
2.5	6.13	120	90°	11
	6.54	120	92°	10
3.0	7.36	120	90°	8
	7.85	120	92°	7

Distance [m]    Cone diameter [m]    Illuminance [lx]

— C0 - C180 (Half beam angle: 100.0°)

— C90 - C270 (Half beam angle: 101.0°)

# CONTINUUM PLUS TR L-COR 940 OPAL D DALI W

Item No: 2064610

**Concord**

## General data

Product name	CONTINUUM PLUS TR L-COR 940 OPAL D DALI W
Technology	LED
Cap/Base	N/A
Housing	Aluminium
Mount	Ceiling recessed mounting
Built in presence detector	NONE
Fixture rating	Enclosed
General application	Office, Education, Retail
Operating temperature range (°C)	1°C...+25°C
Virtual assistant compatibility	N/A
ETIM Class	EC002892
Warranty	5 years

## Optical data

Fixture luminous flux (lm)	1450
Luminaire efficacy (lm/W)	126
Correlated colour temperature (k)	4000
Light colour	Neutral White
CRI (Ra)	90
Colour Variation Initial (SDCM)	SDCM3
Distribution type	Symmetric
Glare control	< 25
Photobiological Risk Group	RG1

## Electrical data

Emergency type	
Total power consumption (W)	11.5
Primary Supply/Product voltage - min (V)	220.0
Primary Supply/Product voltage - max (V)	240.0
Lamp power factor	0.95
THD (at 230 V, 50 Hz, full load, at 100% dimming level) ≤ xx.x %	10
Electrical protection	Class I
Control gear required	No
Control gear type	LED driver constant current
Dimmable	Yes
Dimming method	DALI-2
Minimum dimming level (%)	1
Drive current (mA)	250
Inrush Current (A)	7.5
Inrush Duration (µs)	220
Energy Efficiency Class (A->G) of contained light source	C
Nominal Frequency (Hz)	50/60Hz
LED Flickering Rate	Ultra low (5% or less)
Max. products per 10A C Breaker	70
Max. products per 13A C Breaker	90
Max. products per 16A C Breaker	110
Max. products per 20A C Breaker	138
Max. products per 10A B Breaker	42
Max. products per 13A B Breaker	54
Max. products per 16A B Breaker	66
Max. products per 20A B Breaker	83
Connectable conductor cross section - Min (mm <sup>2</sup> )	0.75
Connectable conductor cross section - Max (mm <sup>2</sup> )	1.5

# CONTINUUM PLUS TR L-COR 940 OPAL D DALI W

Item No: 2064610

Concord

## Lifetime data

Lifespan L70 B50	100000
Lifespan L80 B50	89000

## Physical data

Housing colour	RAL 9016 - Traffic white / Bezel
IP rating	IP20
IK rating	IK03
Diffuser finish	Opal
Diffuser material	PC Polycarbonate
Reflector finish	Not Applicable
Nominal Product Length (mm)	342
Nominal Product Width (mm)	80
Nominal Product Height (mm)	85
Weight (kg)	1.6

## Packaging

Product EAN number	5025768646104
Packaging single length / height (cm)	36.5
Packaging single width (cm)	38.2
Packaging single depth (cm)	11.0
DUN14 (inner)	05025768646104
Units per outer package	1
Packaging outer length / height (cm)	36.5
Packaging outer width (cm)	38.2
Packaging outer depth (cm)	11.0

## Safety data

Glow Wire Test (°C)	650
Optimal operating condition (°C)	1-25