


# Pixo Medium 2800lm 930 NB MB WB WHT

Code article 0005442

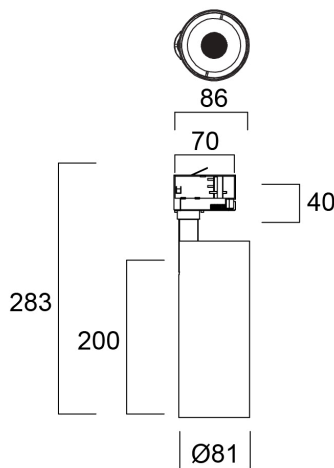
**SYLVANIA**



Integrated LED spotlight, Textured White - RAL9016, simple and slick integral design with no driver box and without any visible screws, ideal for retail applications, die-cast aluminium body, passive cooling heatsink. Beam angle: 36°, additional lenses 24° and 54° beam angle included, color temperature: 3000K, total system power: 32W, total fixture output: 2835 lm, LOR: 100%, colour rendering: Ra: 90 typical, IR/UV free light source without heat radiation, operating voltage: 220-240V / 50-60Hz, electronic driver, non-dimmable, ultra low LED flickering rate (5% or less), power factor: >0.90, electrical protection: Class I, Powergear 3-circuit adapter suitable for 3-circuit tracks, ingress protection rating: IP20, suitable for internal environment only, horizontal rotation: 345°, vertical tilt: 90°, dimensions: Ø81x86x283, weight: 0.892kg. Compatible with OneTrack.

## Atouts techniques

### Dimensions (mm)



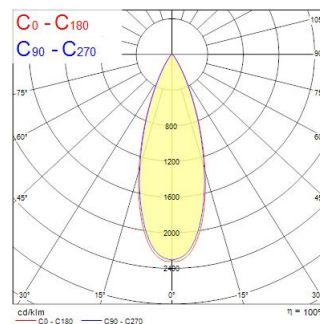
### Photométrie

Distance [m]	Cone diameter [m]	Beam diameter [m]	Beam diameter [m]	Illuminance [lx]
0.5	0.32 0.32	0.07	0.09	2541
		E170°	E170°	1091
		E170°	E170°	1091
1.0	0.63 0.64	0.07	0.09	635
		E170°	E170°	273
		E170°	E170°	273
1.5	0.95 0.96	0.07	0.09	270
		E170°	E170°	125
		E170°	E170°	125
2.0	1.25 1.25	0.07	0.09	1571
		E170°	E170°	661
		E170°	E170°	661
2.5	1.58 1.61	0.07	0.09	1026
		E170°	E170°	437
		E170°	E170°	437
3.0	1.89 1.93	0.07	0.09	696
		E170°	E170°	284
		E170°	E170°	284

Distance [m]    Cone diameter [m]    Illuminance [lx]

— C0 - C180 (Half beam angle: 36.0°)

— C90 - C270 (Half beam angle: 35.0°)



# Pixo Medium 2800lm 930 NB MB WB WHT

Code article 0005442

**SYLVANIA**

## Données générales

Nom du produit	Pixo Medium 2800lm 930 NB MB WB WHT
Technologie	LED
Cap/Base	N/A
Montage	Track mounting
Environment	Indoor
General application	Museums & Galleries, Residential & Consumer, Retail
Operating temperature range (°C)	-20°C...+40°C
Performance ambient temperature Tq (°C)	25
ETIM Class	EC001744
Warranty	5 ans

## Données optiques

Fixture luminous flux (lm)	2835
Luminaire efficacy (lm/W)	89
Température de couleur (K)	3000
Couleur de lumière	Warm White
IRC (Ra)	90
Colour Variation Initial (SDCM)	SDCM5
Beam Angle (°)	36
Photobiological Risk Group	RG1

## Caractéristiques électriques

Consommation électrique totale (W)	32
Primary Supply/Product voltage - min (V)	220.0
Primary Supply/Product voltage - max (V)	240.0
Lamp power factor	0.9
THD (at 230 V, 50 Hz, full load, at 100% dimming level) ≤ xx.x %	10
Electrical protection	Class I
No. Of switching cycles before premature failures	>100000
Dimmable	No
Dimming method	N/A
Drive current (mA)	800
Courant d'appel (A)	26
Inrush Duration (µs)	68
Nominal Frequency (Hz)	50/60Hz
Max. products per 10A C Breaker	36
Max. products per 13A C Breaker	58
Max. products per 16A C Breaker	90
Max. products per 20A C Breaker	115
Max. products per 10A B Breaker	36
Max. products per 13A B Breaker	58
Max. products per 16A B Breaker	90
Max. products per 20A B Breaker	115

## Durée de vie

Lifespan L70 B50	100000
Lifespan L80 B20	100000
Lifespan L90 B50	56000
Lifespan L90 B10	41000

# Pixo Medium 2800lm 930 NB MB WB WHT

Code article 0005442

**SYLVANIA**

## Données physiques

Housing colour	White
IP rating	IP20
IK rating	IK03
Longueur (mm)	86
Largeur (mm)	81
Nominal Product Height (mm)	283
Poids (kg)	0.892

## Emballage

Product EAN number	5410288054421
Longueur simple de l'emballage (cm)	12.0
Largeur simple de l'emballage (cm)	12.0
Packaging single depth (cm)	29.5
DUN14 (inner)	15410288054428
Units per outer package	8
Packaging outer length / height (cm)	50.0
Packaging outer width (cm)	25.0
Packaging outer depth (cm)	31.0

## Sécurité

Glow Wire Test (°C)	650
Condition de fonctionnement optimal (° C)	-20-40