


OPTICLIP TERRA 625 840 2L WHT SSA01D

Code article 0042047

SYLVANIA

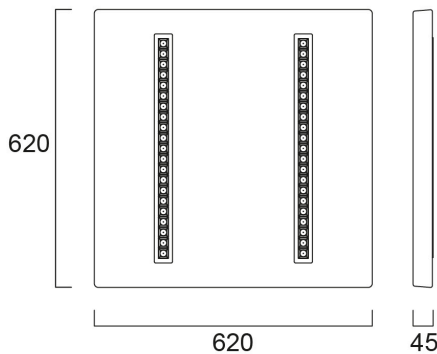
TERRA 



OPTICLIP TERRA 625 840 WHT SSA01D is a high efficacy low glare ceiling recessed luminaire with replaceable light engines for office and education applications. Housing made of white colour cardboard, combined with white colour plastic optic, direct light distribution, luminaire dimensions: 620x620x45mm, IP20 (from the front), IK02, SylSmart Connected enabled with Bluetooth driver, 33.5W power consumption, 4000K (neutral white) LED CCT, 4700lm luminous flux at 900mA drive current level, 140lm/W system efficacy, CRI>80, SDCM≤3 (3-step MacAdam ellipse) LED Colour Consistency, UGR<16, luminance at 65° < 1000 cd/m2. Lifespan: 100,000 hours L80B20, photobiological safety risk group 0. Electrical protection Class II. Glow wire test 650°C.

Atouts techniques

Dimensions (mm)

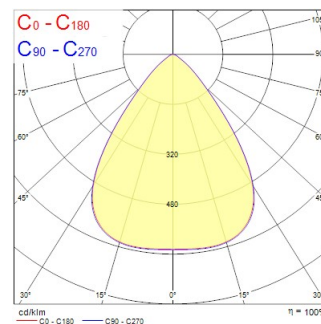


Photométrie

Distance [m]	Cone diameter [m]	Beam diameter [m]	Beam diameter [ft]	Illuminance [lx]
0.5	0.78	0.78	2.56	11730
1.0	1.56	1.56	5.12	2905
1.5	2.34	2.34	7.68	1304
2.0	3.13	3.11	10.24	734
2.5	3.91	3.89	12.80	470
3.0	4.69	4.67	15.36	309

Distance [m] Cone diameter [m] Illuminance [lx]

— C0 - C180 (Half beam angle: 75.0°) — C90 - C270 (Half beam angle: 76.0°)



OPTICLIP TERRA 625 840 2L WHT SSA01D

Code article 0042047

SYLVANIA

Données générales

Nom du produit	OPTICLIP TERRA 625 840 2L WHT SSA01D
Technologie	LED
Cap/Base	N/A
Housing	Other
Montage	Ceiling recessed mounting
Built in presence detector	NONE
Fixture rating	Enclosed
General application	Office, Education
Operating temperature range (°C)	5°C...+35°C
Performance ambient temperature Tq (°C)	25
Virtual assistant compatibility	N/A
ETIM Class	EC002892
Warranty	5 ans

Données optiques

Fixture luminous flux (lm)	4700
Luminaire efficacy (lm/W)	140
Température de couleur (K)	3000
Couleur de lumière	Neutral White
IRC (Ra)	80
Colour Variation Initial (SDCM)	SDCM3
Beam Angle (°)	75
Distribution type	Symmetric
Glare control	< 16
Photobiological Risk Group	RG0

Caractéristiques électriques

Emergency type	
Consommation électrique totale (W)	33.5
Primary Supply/Product voltage - min (V)	220.0
Primary Supply/Product voltage - max (V)	240.0
Lamp power factor	0.95
THD (at 230 V, 50 Hz, full load, at 100% dimming level) ≤ xx.x %	10
Electrical protection	Class II
Control gear required	No
Type d'appareillage	LED driver constant current
Dimmable	Yes
Dimming method	SylSmart Connected (SSA)
Minimum dimming level (%)	1
Drive current (mA)	900
Max. drive current (mA)	900
Drive current - Range (mA)	/ 900mA
Courant d'appel (A)	20
Inrush Duration (µs)	25
Energy Efficiency Class (A->G) of contained light source	D
Nominal Frequency (Hz)	50/60Hz
LED Flickering Rate	Ultra low (5% or less)
Max. products per 10A C Breaker	50
Max. products per 16A C Breaker	60
Max. products per 16A B Breaker	55
Connectable conductor cross section - Min (mm ²)	0.75
Connectable conductor cross section - Max (mm ²)	1.5

OPTICLIP TERRA 625 840 2L WHT SSA01D

Code article 0042047

SYLVANIA

Durée de vie

Lifespan L70 B50	100000
Lifespan L70 B20	100000
Lifespan L70 B10	100000
Lifespan L80 B50	100000
Lifespan L80 B20	100000
Lifespan L80 B10	100000
Lifespan L90 B50	56000
Lifespan L90 B20	50000
Lifespan L90 B10	49000

Données physiques

Housing colour	RAL 9016 - Traffic white / Bezel
IP rating	IP40/20
IK rating	IK02
Diffuser finish	Other
Diffuser material	None
Finition réflecteur	Matt
Longueur (mm)	620
Largeur (mm)	620
Nominal Product Height (mm)	45
Poids (kg)	1.1

Emballage

Product EAN number	5410288420479
Longueur simple de l'emballage (cm)	61.5
Largeur simple de l'emballage (cm)	61.5
Packaging single depth (cm)	5.0
DUN14 (inner)	15410288420476
Units per outer package	4
Packaging outer length / height (cm)	63.5
Packaging outer width (cm)	63.5
Packaging outer depth (cm)	20.0

Sécurité

Glow Wire Test (°C)	650
Condition de fonctionnement optimal (° C)	5-35
Utilisation pour applications sèches uniquement	No