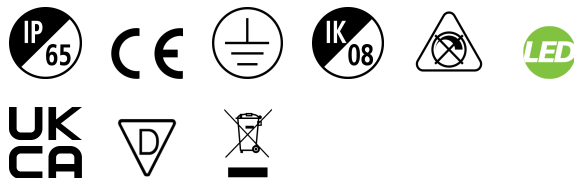


START Waterproof Twin 1500 HO IP65 8300lm 840

Code article 0048625

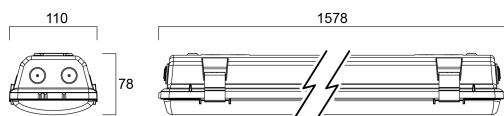
SYLVANIA



Start Waterproof, integrated LED weatherproof luminaire, with UV stabilized flat diffuser and linear prisms designed to achieve uniform lit appearance, optimise light output and to reduce glare, 301 stainless steel diffuser clips and fixing brackets for surface mounting. Polycarbonate housing, Polycarbonate diffuser, 8300 lm, 67 W, 120 lm/W, 4000 K, drive current 1010 mA, Non dimmable, CRI80, IP65, IK08, Class I, nominal average life (h):50000, 1578 mm x 110 mm x 78 mm ,energy class: A++ A+ A, D-mark

Atouts techniques

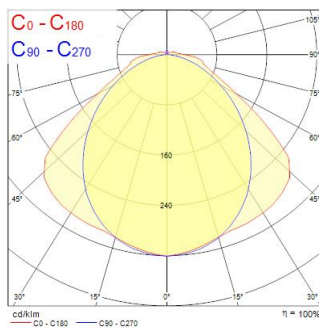
Dimensions (mm)



Photométrie

Distance [m]	Cone diameter [m]	Beam angle [°]	Illuminance [lx]
0.5	1.14 1.56	48.8° 67.8°	1000 1523
1.0	2.28 3.12	48.8° 67.8°	250 381
1.5	3.43 4.73	48.8° 67.8°	167 254
2.0	4.57 6.20	48.8° 67.8°	125 191
2.5	5.71 7.88	48.8° 67.8°	99 153
3.0	6.86 9.45	48.8° 67.8°	83 127

Distance [m] Cone diameter [m] Illuminance [lx]
 — C0 - C180 (Half beam angle: 115.2°)
 — C90 - C270 (Half beam angle: 97.6°)



START Waterproof Twin 1500 HO IP65 8300lm 840

Code article 0048625

SYLVANIA

Données générales

Nom du produit	START Waterproof Twin 1500 HO IP65 8300lm 840
Technologie	LED
Housing	PC Polycarbonate
Montage	Ceiling surface mounting
Fixture rating	Enclosed
General application	Logistics & Industry
Operating temperature range (°C)	-20°C...+40°C
Performance ambient temperature Tq (°C)	25
ETIM Class	EC000109
Numéro virtuel FI	4309044
Warranty	5 ans

Données optiques

Fixture luminous flux (lm)	8300
Luminaire efficacy (lm/W)	124
Température de couleur (K)	4000
Couleur de lumière	Neutral White
IRC (Ra)	80
Colour Variation Initial (SDCM)	SDCM5
Glare control	< 26
Photobiological Risk Group	RG1

Caractéristiques électriques

Consommation électrique totale (W)	67
THD (at 230 V, 50 Hz, full load, at 100% dimming level) ≤ xx.x %	10.0
Electrical protection	Class I
Control gear required	No
Type d'appareillage	LED driver constant current
Dimmable	No
Dimming method	N/A
Drive current (mA)	1010
Courant d'appel (A)	32
Inrush Duration (µs)	251
Nominal Frequency (Hz)	50/60Hz
Max. products per 10A C Breaker	16
Max. products per 13A C Breaker	21
Max. products per 16A C Breaker	26
Max. products per 20A C Breaker	35
Max. products per 10A B Breaker	10
Max. products per 13A B Breaker	13
Max. products per 16A B Breaker	16
Max. products per 20A B Breaker	21

Durée de vie

Lifespan L70 B50	60000
Lifespan L70 B20	60000
Lifespan L70 B10	60000
Lifespan L80 B50	60000
Lifespan L80 B20	60000
Lifespan L80 B10	60000
Lifespan L90 B50	51000
Lifespan L90 B20	47000
Lifespan L90 B10	44000

START Waterproof Twin 1500 HO IP65 8300lm 840

Code article 0048625

SYLVANIA

Données physiques

Housing colour	Grey
IP rating	IP65
IK rating	IK08
Diffuser finish	Transparent
Diffuser material	PC Polycarbonate
Longueur (mm)	1578
Largeur (mm)	110
Nominal Product Height (mm)	78
Poids (kg)	2.49

Emballage

Product EAN number	5410288486253
Longueur simple de l'emballage (cm)	167.2
Largeur simple de l'emballage (cm)	11.6
Packaging single depth (cm)	8.4
DUN14 (inner)	05410288486253
Units per outer package	1
Packaging outer length / height (cm)	167.2
Packaging outer width (cm)	11.6
Packaging outer depth (cm)	8.4

Sécurité

Condition de fonctionnement optimal (° C)	-20-40
Utilisation pour applications sèches uniquement	No