


# RANA NEO 3300LM REC 600x600 830 DALI EM 2L WHITE

Code article 0052584

**SYLVANIA**

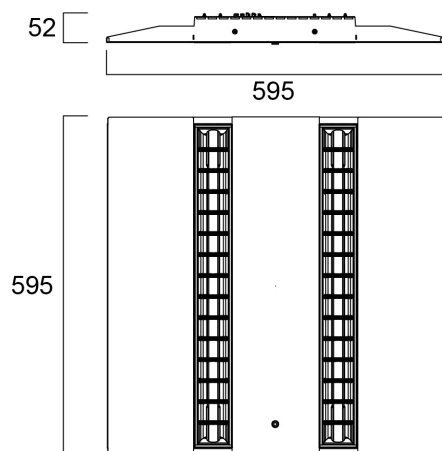
**PRO**<sup>TM</sup>



Ceiling Recessed LED Linear luminaire (lay-in), with Louvre + MPO diffuser, Direct Light Distribution, Luminaire Dimensions: 595x595x52mm, Sylvania White body colour, IP20, IK07, DALI Dimmable, Emergency 3 hours, Low LED flicker (+/-5%), Warm White (3000K), LED Colour Temperature, 3350lm, 33W, 101lm/W, CRI>80, 3 SDCM (3-step MacAdam ellipse) LED Colour Consistency, UGR<15, Luminance at 65° < 3000 cd/m2, Lifespan: 96,000 hours L80B20, Glow Wire Test 850°C, Quick and easy electrical connection with direct access to push-connectors on top, 2 x metallic safety cables (1.5m) included, the luminaire can be covered with building insulation of Glass Wool type.

## Atouts techniques

### Dimensions (mm)

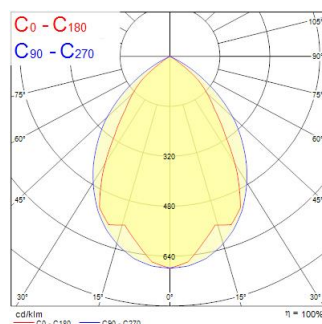


### Photométrie

0.5	0.89 0.87	E17° E18° E20°	900 1908 2500
1.0	1.78 1.33	E17° E18° E20°	2273 435 687
1.5	2.68 2.00	E17° E18° E20°	1010 241 362
2.0	3.55 2.67	E17° E18° E20°	588 119 184
2.5	4.44 3.33	E17° E18° E20°	364 78 109
3.0	5.33 4.00	E17° E18° E20°	283 62 73

Distance [m]    Cone diameter [m]    Illuminance [lx]

— C0 - C180 (Half beam angle: 63.4°)  
— C90 - C270 (Half beam angle: 83.2°)



# RANA NEO 3300LM REC 600x600 830 DALI EM 2L WHITE

Code article 0052584

**SYLVANIA**

## Données générales

Nom du produit	RANA NEO 3300LM REC 600x600 830 DALI EM 2L WHITE
Technologie	LED
Cap/Base	N/A
Housing	Steel
Montage	Ceiling recessed mounting
Built in presence detector	NONE
General application	Office, Education
Operating temperature range (°C)	5°C...+25°C
Performance ambient temperature Tq (°C)	25
Virtual assistant compatibility	N/A
ETIM Class	EC002892
Warranty	5 ans

## Données optiques

Fixture luminous flux (lm)	3350
Luminaire efficacy (lm/W)	101
Température de couleur (K)	3000
Couleur de lumière	Warm White
IRC (Ra)	80
Colour Variation Initial (SDCM)	SDCM3
Distribution type	Symmetric
Glare control	< 16
Photobiological Risk Group	RG0
Luminous flux (emergency) (lm)	80

## Caractéristiques électriques

Emergency mode	Non-maintained
Emergency type	
Emergency duration (h)	3
Consommation électrique totale (W)	33
Primary Supply/Product voltage - min (V)	220.0
Primary Supply/Product voltage - max (V)	240.0
Lamp power factor	0.98
THD (at 230 V, 50 Hz, full load, at 100% dimming level) ≤ xx.x %	9
Electrical protection	Class I
Control gear required	No
Type d'appareillage	LED driver constant current
Dimmable	Yes
Dimming method	DALI-2
Minimum dimming level (%)	1
Drive current (mA)	300
Courant d'appel (A)	22.4
Inrush Duration (µs)	176
Energy Efficiency Class (A->G) of contained light source	C
Nominal Frequency (Hz)	50/60Hz
LED Flickering Rate	Ultra low (5% or less)
Max. products per 10A C Breaker	21
Max. products per 13A C Breaker	28
Max. products per 16A C Breaker	36
Max. products per 20A C Breaker	45
Max. products per 10A B Breaker	13
Max. products per 13A B Breaker	17
Max. products per 16A B Breaker	22
Max. products per 20A B Breaker	27
Connectable conductor cross section - Min (mm <sup>2</sup> )	0.75
Connectable conductor cross section - Max (mm <sup>2</sup> )	2.5

# RANA NEO 3300LM REC 600x600 830 DALI EM 2L WHITE

Code article 0052584

**SYLVANIA**

## Durée de vie

Lifespan L70 B50	100000
Lifespan L80 B20	96000

## Données physiques

Housing colour	RAL 9016 - Traffic white / Bezel
IP rating	IP20
IK rating	IK07
Diffuser finish	Opal
Diffuser material	PC Polycarbonate
Finition réflecteur	Not Applicable
Longueur (mm)	595
Largeur (mm)	595
Nominal Product Height (mm)	52
Poids (kg)	4.5

## Emballage

Product EAN number	5410288525846
Longueur simple de l'emballage (cm)	62.0
Largeur simple de l'emballage (cm)	6.5
Packaging single depth (cm)	65.0
DUN14 (inner)	05410288525846
Units per outer package	1
Packaging outer length / height (cm)	62.0
Packaging outer width (cm)	6.5
Packaging outer depth (cm)	65.0

## Sécurité

Glow Wire Test (°C)	850
Condition de fonctionnement optimal (° C)	5-25