


RANA NEO 3500LM S 600 840 CC EM 2L WHITE

Code article 0054217

SYLVANIA

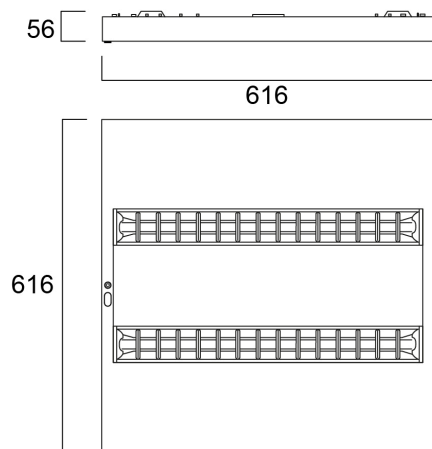
PROTM



Surface or Suspended LED luminaire with Micro Prismatic Optic, Direct Light Distribution, Luminaire Dimensions: 616x616x56mm, White body colour, IP20, IK07, Constant Current, Emergency 3 hours, Low LED flicker (+/-5%), Neutral White (4000K) LED Colour Temperature, 3500lm, 32W, 109lm/W efficacy, CRI>80, 3 SDCM (3-step MacAdam ellipse) LED Colour Consistency, UGR<15, Luminance at 65° < 3000 cd/m2, Lifespan: 96,000 hours L80B20, Quick electrical connection with push-connectors in the luminaire, Glow Wire Test 850°C.

Atouts techniques

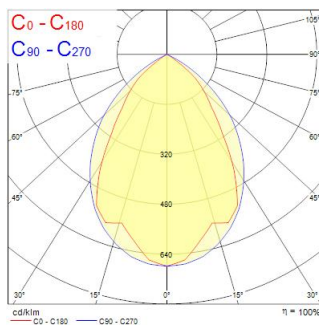
Dimensions (mm)



Photométrie

Distance [m]	Cone diameter [m]	E107 E100	E180 E180	E270 E270	Illuminance [lx]
0.5	0.89 0.67	2071	2190	2307	2393
1.0	1.78 1.33	1035	1095	1153	1196
1.5	2.68 2.00	690	729	768	797
2.0	3.55 2.67	514	544	573	598
2.5	4.44 3.33	411	432	452	470
3.0	5.33 4.00	337	354	371	387

Distance [m] Cone diameter [m] Illuminance [lx]
 — C0 - C180 (Half beam angle: 67.4°)
 — C90 - C270 (Half beam angle: 53.2°)



RANA NEO 3500LM S 600 840 CC EM 2L WHITE

Code article 0054217

SYLVANIA

Données générales

Nom du produit	RANA NEO 3500LM S 600 840 CC EM 2L WHITE
Technologie	LED
Cap/Base	N/A
Housing	Steel
Montage	Ceiling surface mounting, Suspended
Built in presence detector	NONE
General application	Office, Education
Operating temperature range (°C)	5°C...+25°C
Performance ambient temperature Tq (°C)	25
Virtual assistant compatibility	N/A
ETIM Class	EC002892
Warranty	5 ans

Données optiques

Fixture luminous flux (lm)	3500
Luminaire efficacy (lm/W)	109
Température de couleur (K)	4000
Couleur de lumière	Neutral White
IRC (Ra)	80
Colour Variation Initial (SDCM)	SDCM3
Distribution type	Symmetric
Glare control	< 16
Photobiological Risk Group	RG0
Luminous flux (emergency) (lm)	80

Caractéristiques électriques

Emergency mode	Non-maintained
Emergency type	
Emergency duration (h)	3
Consommation électrique totale (W)	32
Primary Supply/Product voltage - min (V)	220.0
Primary Supply/Product voltage - max (V)	240.0
Lamp power factor	0.97
THD (at 230 V, 50 Hz, full load, at 100% dimming level) ≤ xx.x %	15
Electrical protection	Class I
Control gear required	No
Type d'appareillage	LED driver constant current
Dimmable	No
Dimming method	N/A
Drive current (mA)	300
Courant d'appel (A)	5.5
Inrush Duration (µs)	20
Energy Efficiency Class (A->G) of contained light source	C
Nominal Frequency (Hz)	50/60Hz
LED Flickering Rate	Ultra low (5% or less)
Max. products per 10A C Breaker	41
Max. products per 13A C Breaker	53
Max. products per 16A C Breaker	65
Max. products per 20A C Breaker	82
Max. products per 10A B Breaker	41
Max. products per 13A B Breaker	53
Max. products per 16A B Breaker	65
Max. products per 20A B Breaker	82
Connectable conductor cross section - Min (mm ²)	0.75
Connectable conductor cross section - Max (mm ²)	2.5

RANA NEO 3500LM S 600 840 CC EM 2L WHITE

Code article 0054217

SYLVANIA

Durée de vie

Lifespan L70 B50	100000
Lifespan L80 B20	96000

Données physiques

Housing colour	RAL 9016 - Traffic white / Bezel
IP rating	IP20
IK rating	IK07
Diffuser finish	Opal
Diffuser material	PC Polycarbonate
Finition réflecteur	Not Applicable
Longueur (mm)	616
Largeur (mm)	616
Nominal Product Height (mm)	50
Poids (kg)	5.0

Emballage

Product EAN number	5410288542171
Longueur simple de l'emballage (cm)	67.0
Largeur simple de l'emballage (cm)	6.5
Packaging single depth (cm)	64.5
DUN14 (inner)	05410288542171
Units per outer package	1
Packaging outer length / height (cm)	67.0
Packaging outer width (cm)	6.5
Packaging outer depth (cm)	64.5

Sécurité

Glow Wire Test (°C)	850
Condition de fonctionnement optimal (° C)	5-25