


OPTIX RECESSED 625 4L LUMI 4K ALU SSA03

Code article 2023949

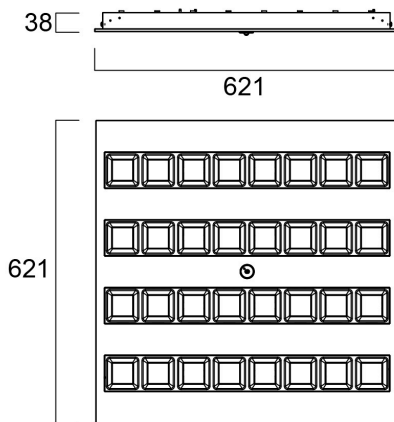
Concord



OPTIX RECESSED 625 4L LUMI 4000K ALU SSA03 is a ceiling recessed luminaire for office and education applications with Aluminised plastic extra low glare optics and RAL9016 colour fixture body. SylSmart Connected enabled. 4000K Neutral White LED, chromaticity tolerance of 3-step MacAdam ellipse. For 4000K - Colour rendering index Ra >98; Melanopic Ratio MEER: 0.776; Fidelity Index Rf: 94; Gamut Index Rg: 98. For 4000K luminous flux: 4500lm. Power consumption: 38W. Luminaire efficacy: 99lm/W. UGR<16 Luminance at 65°<200 Cd/m², IK07, IP20. Photobiological safety risk group 0. Electrical protection Class I. Glow wire test 850°C. 60,000hrs L80B20 lifespan.

Atouts techniques

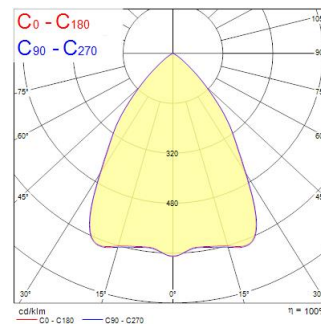
Dimensions (mm)



Photométrie

Distance [m]	Cone diameter [m]	E107	E100	E180	E270	ILLUMINANCE [lx]
0.5	0.73	11731	3623	3191	3191	358
1.0	1.46	2930	3623	303	303	176
1.5	2.20	1302	3623	348	348	158
2.0	2.92	733	3623	198	198	136
2.5	3.65	489	3623	137	137	125
3.0	4.38	358	3623	87	87	117

Distance [m] Cone diameter [m]
C0 - C180 (Half beam angle: 72.2°)
C90 - C270 (Half beam angle: 72.4°)



OPTIX RECESSED 625 4L LUMI 4K ALU SSA03

Code article 2023949

Concord

Données générales

Nom du produit	OPTIX RECESSED 625 4L LUMI 4K ALU SSA03
Technologie	LED
Cap/Base	N/A
Housing	Steel
Montage	Ceiling recessed mounting
Built in presence detector	PIR
Fixture rating	Enclosed
General application	Office, Education
Operating temperature range (°C)	10°C...+25°C
Performance ambient temperature Tq (°C)	25
Virtual assistant compatibility	N/A
ETIM Class	EC002892
Warranty	5 ans

Données optiques

Fixture luminous flux (lm)	4500
Luminaire efficacy (lm/W)	105
Couleur de lumière	Neutral White
IRC (Ra)	98
Colour Consistency (SDCM)	3
Colour Variation Initial (SDCM)	SDCM3
Distribution type	Symmetric
Glare control	< 16
Photobiological Risk Group	RG1

Caractéristiques électriques

Emergency type	
Consommation électrique totale (W)	43
Primary Supply/Product voltage - min (V)	220.0
Primary Supply/Product voltage - max (V)	240.0
Lamp power factor	0.95
THD (at 230 V, 50 Hz, full load, at 100% dimming level) ≤ xx.x %	10
Electrical protection	Class I
Control gear required	No
Type d'appareillage	LED driver constant current
Dimmable	Yes
Dimming method	SylSmart Connected (SSA)
Minimum dimming level (%)	1
Drive current (mA)	300
Courant d'appel (A)	18
Inrush Duration (µs)	175
Energy Efficiency Class (A->G) of contained light source	F
Nominal Frequency (Hz)	50/60Hz
LED Flickering Rate	Ultra low (5% or less)
Max. products per 10A C Breaker	21
Max. products per 13A C Breaker	28
Max. products per 16A C Breaker	35
Max. products per 20A C Breaker	45
Max. products per 10A B Breaker	15
Max. products per 13A B Breaker	17
Max. products per 16A B Breaker	24
Max. products per 20A B Breaker	27
Connectable conductor cross section - Min (mm ²)	0.75
Connectable conductor cross section - Max (mm ²)	2.5

OPTIX RECESSED 625 4L LUMI 4K ALU SSA03

Code article 2023949

Concord

Durée de vie

Lifespan L70 B50	100000
Lifespan L80 B20	60000

Données physiques

Housing colour	RAL 9016 - Traffic white / Bezel
IP rating	IP20
IK rating	IK07
Diffuser finish	Matt/satinized
Diffuser material	PC Polycarbonate
Finition réflecteur	High-gloss
Longueur (mm)	621
Largeur (mm)	621
Nominal Product Height (mm)	38
Poids (kg)	5.0

Emballage

Product EAN number	5025768239498
Longueur simple de l'emballage (cm)	67.0
Largeur simple de l'emballage (cm)	6.5
Packaging single depth (cm)	64.5
DUN14 (inner)	05025768239498
Units per outer package	1
Packaging outer length / height (cm)	67.0
Packaging outer width (cm)	6.5
Packaging outer depth (cm)	64.5

Sécurité

Glow Wire Test (°C)	850
Condition de fonctionnement optimal (° C)	10-25