


SYL-LIGHTER II 240 25W WW DALI

Code article 3031847

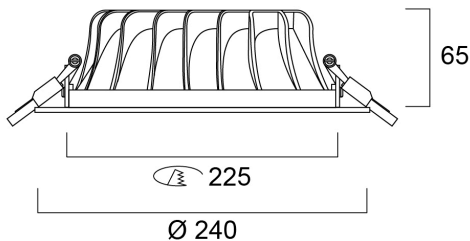
SYLVANIA



Ceiling recessed IP44 from the front LED downlight, perfect where limited ceiling void is available with only 65mm product depth and 225mm cutout. Ideal replacement for 2x26W CFL downlights. The polycarbonate diffuser allows for a wider light distribution and increased spacings between luminaires. Die-cast aluminium body, 2346LM, 25W, 94lm/W, 3000K, Driver Current: 650mA, CRI80, 74° beam angle, Dali dimmable LED driver (Tridonic 28000675), IP44 from the front, IK07, (HxW) 65x225mm, 0.65kg, RAL9003, Class 2, 220-240V,

Atouts techniques

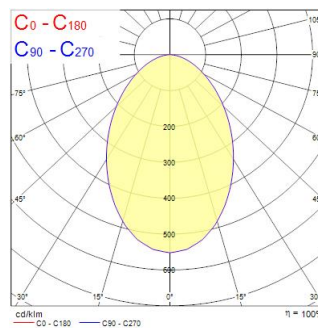
Dimensions (mm)



Photométrie

Distance [m]	Cone diameter [m]	Beam angle [°]	Illuminance [lx]
0.5	0.79	74°	5179
1.0	1.59	74°	1296
1.5	2.38	74°	578
2.0	3.17	74°	324
2.5	3.96	74°	199
3.0	4.76	74°	144

Distance [m] Cone diameter [m] Illuminance [lx]
 — C0 - C180 (Half beam angle: 76.8°)



SYL-LIGHTER II 240 25W WW DALI

Code article 3031847

SYLVANIA

Données générales

Nom du produit	SYL-LIGHTER II 240 25W WW DALI
Technologie	LED
Housing	Aluminium
Montage	Ceiling recessed mounting
Fixture rating	Enclosed
Environment	Interior
General application	Hospitality
Performance ambient temperature Tq (°C)	25
ETIM Class	EC001744
Numéro virtuel FI	4270288
Numéro virtuel SE	7470973
Warranty	5 ans

Données optiques

Fixture luminous flux (lm)	2346
Luminaire efficacy (lm/W)	94
LOR (%)	100
Température de couleur (K)	3000
Couleur de lumière	Warm White
IRC (Ra)	80
Colour Consistency (SDCM)	5
Beam Angle (°)	74
Distribution type	Symmetric
Photobiological Risk Group	RG0

Caractéristiques électriques

Consommation électrique totale (W)	25
Primary Supply/Product voltage - min (V)	220
Primary Supply/Product voltage - max (V)	240
Lamp power factor	0.96
Electrical protection	Class II
Control gear required	Yes
Type d'appareillage	Other
Montage de l'appareillage	Remote
Dimmable	Yes
Dimming method	DALI
Minimum dimming level (%)	1
Drive current (mA)	650
Courant d'appel (A)	26
Inrush Duration (µs)	151
Energy Efficiency Class (A->G) of contained light source	E
Nominal Frequency (Hz)	50/60Hz
Max. products per 10A C Breaker	31
Max. products per 13A C Breaker	43
Max. products per 16A C Breaker	53
Max. products per 20A C Breaker	66
Max. products per 10A B Breaker	19
Max. products per 13A B Breaker	26
Max. products per 16A B Breaker	32
Max. products per 20A B Breaker	40

Durée de vie

Lifespan L70 B50

50000

SYL-LIGHTER II 240 25W WW DALI

Code article 3031847

SYLVANIA

Données physiques

Housing colour	RAL 9003 - Signal white
IP rating	IP44/20
IK rating	IK07
Diffuser finish	Opal
Diffuser material	PC Polycarbonate
Finition réflecteur	Other
Nominal Product Height (mm)	65
Nominal Product Diameter (mm)	240
Poids (kg)	0.855

Emballage

Product EAN number	8711971318477
Longueur simple de l'emballage (cm)	27.6
Largeur simple de l'emballage (cm)	27.3
Packaging single depth (cm)	8.1
DUN14 (inner)	18711971318477
Units per outer package	12
Packaging outer length / height (cm)	56.3
Packaging outer width (cm)	56.5
Packaging outer depth (cm)	27.3

Sécurité

Glow Wire Test (°C)	850
---------------------	-----