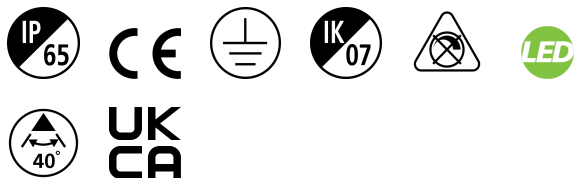


# Inverto Direct WW Eb Black

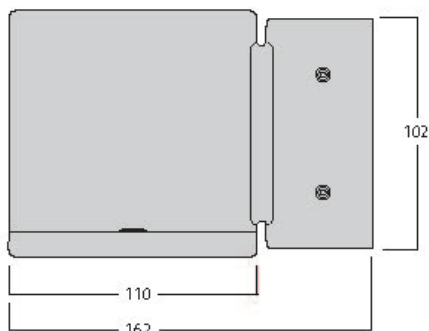
Code article 3080085



Surface Wall mounted luminaire, wire to base with pluggable connection for easy installation, suitable for looping, switchable driver, black coloured aluminium housing, 1,617lm or 2,045lm, 16W or 19W, 102lm/W or 107lm/W, 3000K, 350mA or 450mA, CRI:80, 40° beam Angle, non-dimmable, IP65, IK07, 50,000hrs (L70), 23.00x19.4x11.5mm.

## Atouts techniques

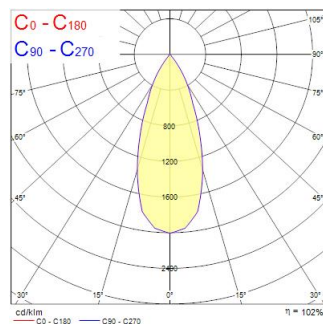
### Dimensions (mm)



### Photométrie

| Distance [m] | Cone diameter [m] | Beam angle [°] | Beam diameter [m] | Illuminance [lx] |
|--------------|-------------------|----------------|-------------------|------------------|
| 0.5          | 0.36              | 40°            | 0.36              | 1285             |
| 1.0          | 0.72              | 40°            | 0.72              | 314              |
| 1.5          | 1.08              | 40°            | 1.08              | 136              |
| 2.0          | 1.44              | 40°            | 1.44              | 75               |
| 2.5          | 1.80              | 40°            | 1.80              | 42               |
| 3.0          | 2.16              | 40°            | 2.16              | 24               |

Distance [m] Cone diameter [m] Illuminance [lx]  
C0 - C180 (Half beam angle: 39.6°)



# Inverto Direct WW Eb Black

Code article 3080085

## Données générales

|   |                            |
|---|----------------------------|
| Nom du produit                          | Inverto Direct WW Eb Black |
| Technologie                             | LED                        |
| Housing                                 | Aluminium                  |
| Montage                                 | Wall surface mounted       |
| Environment                             | Internal/External          |
| General application                     | Hospitality                |
| Operating temperature range (°C)        | -25°C...+25°C              |
| Performance ambient temperature Tq (°C) | 25                         |
| ETIM Class                              | EC002892                   |
| Numéro virtuel SE                       | 7702871                    |
| Warranty                                | 5 ans                      |

## Données optiques

|                            |             |
|----------------------------|-------------|
| Fixture luminous flux (lm) | 1566 / 1980 |
| Luminaire efficacy (lm/W)  | 98          |
| LOR (%)                    | 100         |
| Température de couleur (K) | 3000        |
| Couleur de lumière         | Warm White  |
| IRC (Ra)                   | 80          |
| Colour Consistency (SDCM)  | 3           |
| Chromaticité réglable      | N           |
| Beam Angle (°)             | 40          |
| Distribution type          | Direct      |
| Photobiological Risk Group | RG1         |

## Caractéristiques électriques

|                                    |                    |
|------------------------------------|--------------------|
| Consommation électrique totale (W) | 16                 |
| Electrical protection              | Class I            |
| Type d'appareillage                | Electronic ballast |
| Dimmable                           | No                 |
| Dimming method                     | N/A                |
| Drive current (mA)                 | 350                |
| Courant d'appel (A)                | 45                 |
| Inrush Duration (µs)               | 20                 |
| Nominal Frequency (Hz)             | 50/60Hz            |
| Max. products per 10A C Breaker    | 50                 |
| Max. products per 16A C Breaker    | 80                 |

## Durée de vie

|                  |       |
|------------------|-------|
| Lifespan L70 B50 | 60000 |
| Lifespan L70 B20 | 60000 |
| Lifespan L70 B10 | 60000 |
| Lifespan L80 B50 | 60000 |
| Lifespan L80 B20 | 60000 |
| Lifespan L80 B10 | 60000 |
| Lifespan L90 B50 | 60000 |
| Lifespan L90 B20 | 57300 |
| Lifespan L90 B10 | 56100 |

## Données physiques

|                             |                      |
|-----------------------------|----------------------|
| Housing colour              | RAL 9005 - Jet black |
| IP rating                   | IP65                 |
| IK rating                   | IK07                 |
| Diffuser finish             | Transparent          |
| Diffuser material           | Glass                |
| Longueur (mm)               | 162                  |
| Largeur (mm)                | 110                  |
| Nominal Product Height (mm) | 110                  |
| Poids (kg)                  | 1.461                |

# Inverto Direct WW Eb Black

Code article 3080085

---

## Emballage

|                                      |                |
|--------------------------------------|----------------|
| Product EAN number                   | 8711971800859  |
| Longueur simple de l'emballage (cm)  | 23.5           |
| Largeur simple de l'emballage (cm)   | 19.4           |
| Packaging single depth (cm)          | 11.5           |
| DUN14 (inner)                        | 08711971800859 |
| Units per outer package              | 1              |
| Packaging outer length / height (cm) | 23.5           |
| Packaging outer width (cm)           | 19.4           |
| Packaging outer depth (cm)           | 11.5           |

## Sécurité

|   |        |
|---|--------|
| Condition de fonctionnement optimal (° C) | -25-25 |
|---|--------|