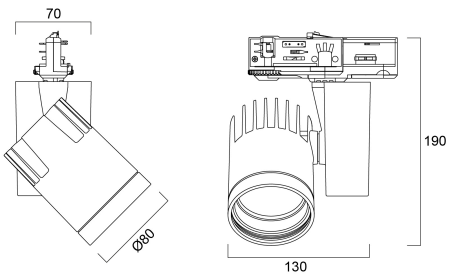
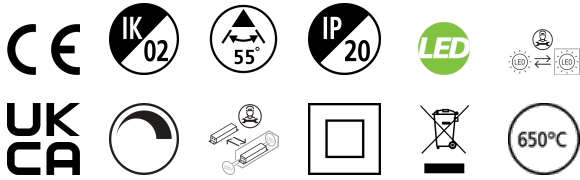


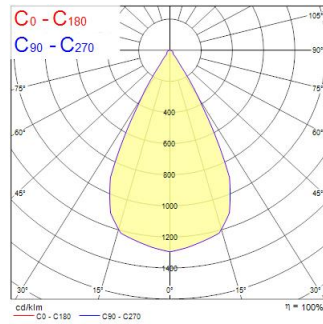
# Concord



0.5	0.82	812 E/C0 27°	3073
1.0	1.65	220 E/C0 27°	789
1.5	1.97	89 E/C0 27°	511
2.0	2.09	61 E/C0 27°	182
2.5	2.61	33 E/C0 27°	123
3.0	3.14	24 E/C0 27°	85

Distance [m]      Cone diameter [m]      Illuminance [lx]

— C0 - C180 (half beam angle: 90°)





---

# Concord

---
