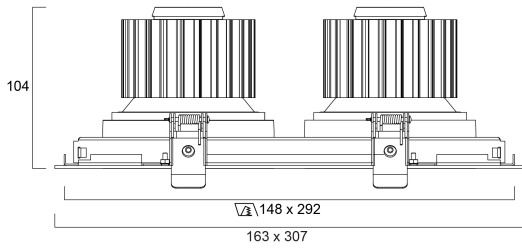
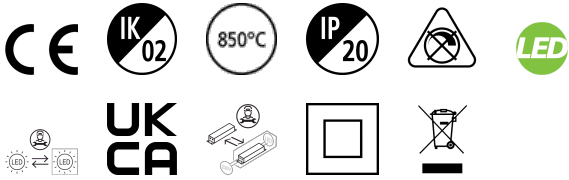
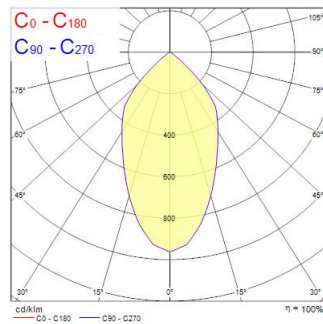


Concord



0.5	0.55	SI'1 EICO 28°	1090 3722
1.0	1.09	SI'1 EICO 28°	2148 891
1.5	1.64	SI'1 EICO 28°	1221 414
2.0	2.18	SI'1 EICO 28°	897 233
2.5	2.73	SI'1 EICO 28°	440 149
3.0	3.27	SI'1 EICO 28°	308 103

Distance [m] Cone diameter [m] Illuminance [lx]
 — C0 - C180 (Half beam angle: 57.2°)



Concord

|
