


# QUADRO UGR16 625x625 DALI 4600LM 840

Item No: 0047258

**SYLVANIA**

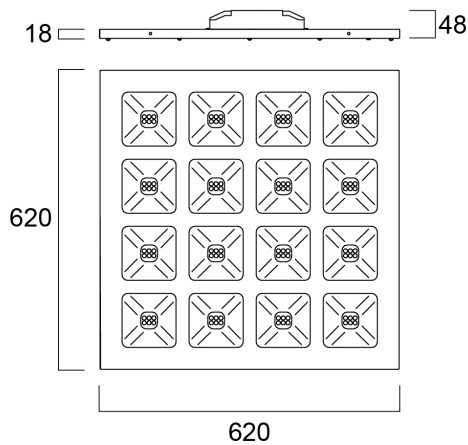
**PRO**<sup>TM</sup>



Unique stylish recessed modular Led luminaire, ideal for general indoor lighting applications such as breakout areas, offices and meeting rooms. Steel frame with integrated reflector, passive cooling. Low glaring UGR<16. RG1, 75 degree beam angle , optical system: white painted reflector with total internal reflection lenses. Light color temperature: 4000K Neutral White, total system power: 36W , total fixture output: 4600lm, efficacy: 128 lm/W, Ra80 typical, LED chromacity: 3 step MacAdam ellipse (SDCM3), lifespan: 77,000 hours at 80% of the original output (L80B20), IR/UV free light source without heat radiation, operating voltage: 220-240V / 50-60Hz, low flicker, DALI dimmable driver, electrical protection: Class I. Degree of Protection: IP40/IP20, suitable for indoor environment only. Nominal size: 620x620mm, Loop in / loop out wiring, safety cables included, 18mm nominal height, RAL 9003 - Signal white color frame, weight: 5Kg.

## Technical Assets

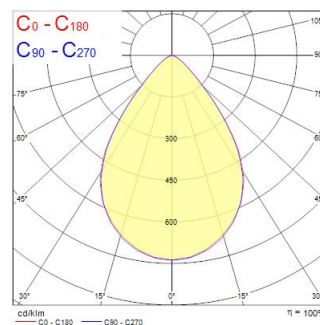
### Dimensions (mm)



### Photometrics

Distance [m]	Cone diameter [m]	Beam diameter [m]	Beam diameter [m]	Illuminance [lx]
0.5	0.74 0.75	Ø107	Ø100	15486 5554
1.0	1.45 1.48	Ø210	Ø190	3374 898
1.5	2.22 2.24	Ø310	Ø280	1500 382
2.0	2.96 2.98	Ø410	Ø370	844 253
2.5	3.70 3.72	Ø510	Ø460	540 141
3.0	4.44 4.47	Ø610	Ø550	375 91

Distance [m]    Cone diameter [m]    Illuminance [lx]  
 — C0 - C180 (Half beam angle: 73.4°)  
 — C90 - C270 (Half beam angle: 73.0°)



# QUADRO UGR16 625x625 DALI 4600LM 840

Item No: 0047258

**SYLVANIA**

## General data

Product name	QUADRO UGR16 625x625 DALI 4600LM 840
Technology	LED
Cap/Base	N/A
Housing	Steel
Mount	Ceiling recessed mounting, Suspended
Built in presence detector	NONE
General application	Education, Office
Operating temperature range (°C)	-10°C...+50°C
Performance ambient temperature Tq (°C)	25
Virtual assistant compatibility	N/A
ETIM Class	EC002892
Warranty	5 years

## Optical data

Fixture luminous flux (lm)	4600
Luminaire efficacy (lm/W)	128
LOR (%)	100
Correlated colour temperature (k)	4000
Light colour	Neutral White
CRI (Ra)	80
Colour Variation Initial (SDCM)	SDCM3
Beam Angle (°)	75
Distribution type	Symmetric
Glare control	< 16
Photobiological Risk Group	RG1
Lumen maintenance at end of nominal life (%)	70

## Electrical data

Total power consumption (W)	36
Primary Supply/Product voltage - min (V)	220
Primary Supply/Product voltage - max (V)	240
Lamp power factor	0.95
THD (at 230 V, 50 Hz, full load, at 100% dimming level) ≤ xx.x %	9.0
Electrical protection	Class I
Control gear required	No
Control gear type	Electronic ballast
No. Of switching cycles before premature failures	>100000
Dimmable	Yes
Dimming method	DALI
Minimum dimming level (%)	1
Drive current (mA)	155
Inrush Current (A)	40
Inrush Duration (µs)	150
Energy Efficiency Class (A->G) of contained light source	E
Nominal Frequency (Hz)	50/60Hz
LED Flickering Rate	Ultra low (5% or less)
Max. products per 10A C Breaker	38
Max. products per 13A C Breaker	48
Max. products per 16A C Breaker	60
Max. products per 20A C Breaker	75
Max. products per 10A B Breaker	32
Max. products per 13A B Breaker	41
Max. products per 16A B Breaker	52
Max. products per 20A B Breaker	64
Connectable conductor cross section - Max (mm <sup>2</sup> )	1.5

## Lifetime data

Lifespan L70 B50	100000
Lifespan L80 B20	77000

# QUADRO UGR16 625x625 DALI 4600LM 840

Item No: 0047258

**SYLVANIA**

## Physical data

Housing colour	RAL 9003 - Signal white
IP rating	IP40/20
IK rating	IK08
Diffuser finish	Transparent
Diffuser material	None
Nominal Product Length (mm)	620
Nominal Product Width (mm)	620
Nominal Product Height (mm)	18.8
Weight (kg)	5.02
Recessed Depth (mm)	60

## Packaging

Product EAN number	5410288472584
Packaging single length / height (cm)	62.0
Packaging single width (cm)	62.0
Packaging single depth (cm)	4.0
DUN14 (inner)	15410288472581
Units per outer package	60
Packaging outer length / height (cm)	151.0
Packaging outer width (cm)	81.0
Packaging outer depth (cm)	64.0

## Safety data

Glow Wire Test (°C)	650
Optimal operating condition (°C)	-10-50