


START PANEL IP54 600 4750LM 840 DALI

Item No: 0047783

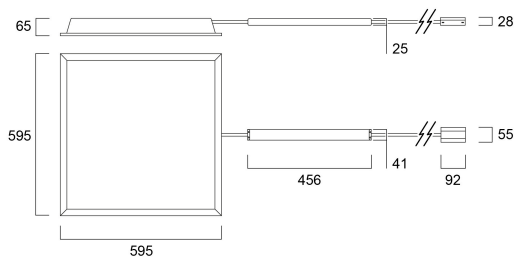
SYLVANIA



START Panel IP54 is a range of recessed integrated LED panels for general indoor lighting applications such as breakout areas, offices and meeting rooms. Max. drive current: 165mA; Max. power: 35W; Average lifespan: 100.000Hrs; 4000K; CRI 80; Efficacy up to: 146Lm/W; Fixture lumen up to: 5100lm; IK03; IP54 (from the front); Class II; DALI dimmable.

Technical Assets

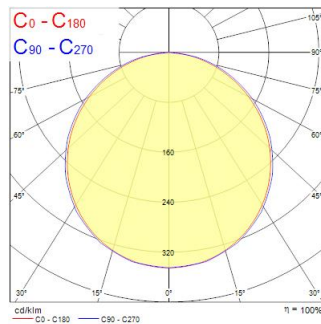
Dimensions (mm)



Photometrics

Distance [m]	Cone diameter [m]	Beam diameter [m]	Beam diameter [m]	Illuminance [lx]
0.5	1.44	0.07	0.07	6711
	1.51	0.09	0.09	622
		0.09	0.09	589
1.0	2.88	0.07	0.07	1678
	3.01	0.09	0.09	156
1.5	4.32	0.07	0.07	746
	4.52	0.09	0.09	69
2.0	5.76	0.07	0.07	419
	6.02	0.09	0.09	38
2.5	7.19	0.07	0.07	266
	7.53	0.09	0.09	24
3.0	8.63	0.07	0.07	198
	9.03	0.09	0.09	18

Distance [m] Cone diameter [m] Illuminance [lx]
 — C0 - C180 (Half beam angle: 112.3°)
 — C90 - C270 (Half beam angle: 110.4°)



START PANEL IP54 600 4750LM 840 DALI

Item No: 0047783

SYLVANIA

General data

Product name	START PANEL IP54 600 4750LM 840 DALI
Technology	LED
Cap/Base	N/A
Housing	Steel
Mount	Ceiling recessed mounting
Built in presence detector	NONE
General application	Education, Office
Operating temperature range (°C)	-10°C...+40°C
Performance ambient temperature Tq (°C)	25
Virtual assistant compatibility	N/A
ETIM Class	EC002892
E-number FI	4274193
Warranty	5 years

Optical data

Fixture luminous flux (lm)	4750
Luminaire efficacy (lm/W)	130
Correlated colour temperature (k)	4000
Light colour	Neutral White
CRI (Ra)	80
Colour Variation Initial (SDCM)	SDCM3
Beam Angle (°)	107
Distribution type	Symmetric
Glare control	< 25
Photobiological Risk Group	RG0

Electrical data

Total power consumption (W)	36
Primary Supply/Product voltage - min (V)	220
Primary Supply/Product voltage - max (V)	240
Lamp power factor	0.96
THD (at 230 V, 50 Hz, full load, at 100% dimming level) ≤ xx.x %	16.0
Electrical protection	Class I
Control gear required	No
Control gear type	LED driver constant current
No. Of switching cycles before premature failures	>100000
Dimmable	Yes
Dimming method	DALI
Minimum dimming level (%)	1
Drive current (mA)	150
Inrush Current (A)	25
Inrush Duration (µs)	177
Energy Efficiency Class (A->G) of contained light source	D
Nominal Frequency (Hz)	50/60Hz
LED Flickering Rate	Ultra low (5% or less)
Max. products per 10A C Breaker	38
Max. products per 13A C Breaker	48
Max. products per 16A C Breaker	60
Max. products per 20A C Breaker	75
Max. products per 16A B Breaker	21
Connectable conductor cross section - Max (mm ²)	1.5

Lifetime data

Lifespan L70 B50	100000
Lifespan L80 B20	71000

START PANEL IP54 600 4750LM 840 DALI

Item No: 0047783

SYLVANIA

Physical data

Housing colour	RAL 9016 - Traffic white / Bezel
IP rating	IP54/20
IK rating	IK03
Diffuser finish	Opal
Diffuser material	PC Polycarbonate
Nominal Product Length (mm)	595
Nominal Product Width (mm)	595
Nominal Product Height (mm)	65
Weight (kg)	2.89

Packaging

Product EAN number	5410288477831
Packaging single length / height (cm)	61.5
Packaging single width (cm)	61.0
Packaging single depth (cm)	7.5
DUN14 (inner)	05410288477831
Units per outer package	20
Packaging outer length / height (cm)	125.0
Packaging outer width (cm)	81.0
Packaging outer depth (cm)	63.0

Safety data

Glow Wire Test (°C)	650
Optimal operating condition (°C)	-10-40