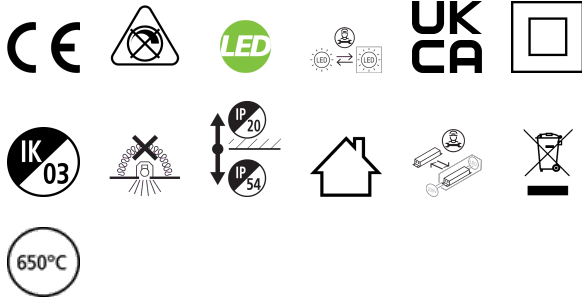


# START PANEL IP54 MLTPWR U19 625 4350LM 830

Item No: 0047996

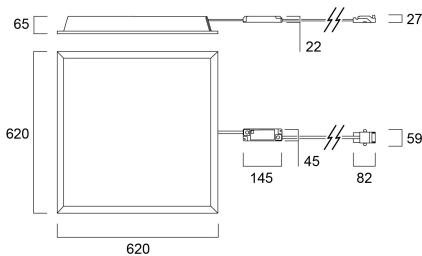
**SYLVANIA**



START Panel IP54 is a range of recessed integrated LED panels for general indoor lighting applications such as breakout areas, offices and meeting rooms. With the help of DIP Switch multiple lumen outputs can be set up in 8 steps (13W 1500lm, 16W 1975lm, 19W 2375lm, 23W 2850lm, 25W 3050lm, 29W 3500lm, 32W 3850lm, 36W 4350lm). Max. drive current: 165mA; Max. power: 36W; Average lifespan: 100.000Hrs; 3000K; CRI 80; Efficacy up to: 121Lm/W; Fixture lumen up to: 4350lm; Glare control <19; IK03; IP54 (from the front); Class II

## Technical Assets

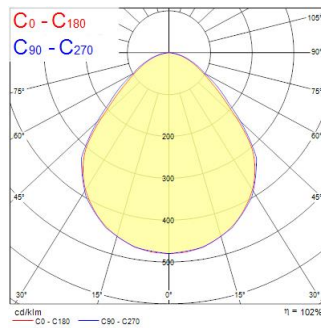
### Dimensions (mm)



### Photometrics

Distance [m]	Cone diameter [m]	Beam diameter [m]	Beam diameter [m]	Illuminance [lx]
0.5	1.04	0.07	0.07	2930
	1.01	E(C90) 45.2°	E(C90) 45.2°	480
1.0	2.09	0.07	0.07	731
	2.01	E(C90) 45.2°	E(C90) 45.2°	130
1.5	3.13	0.07	0.07	330
	3.02	E(C90) 45.2°	E(C90) 45.2°	88
2.0	4.17	0.07	0.07	180
	4.03	E(C90) 45.2°	E(C90) 45.2°	49
2.5	5.21	0.07	0.07	118
	5.04	E(C90) 45.2°	E(C90) 45.2°	30
3.0	6.26	0.07	0.07	80
	6.04	E(C90) 45.2°	E(C90) 45.2°	17

Distance [m]      Cone diameter [m]      Illuminance [lx]  
 — C0 - C180 (Half beam angle: 90.4°)  
 — C90 - C270 (Half beam angle: 92.4°)



# START PANEL IP54 MLTPWR U19 625 4350LM 830

Item No: 0047996

**SYLVANIA**

## General data

Product name	START PANEL IP54 MLTPWR U19 625 4350LM 830
Technology	LED
Cap/Base	N/A
Housing	Steel
Mount	Ceiling recessed mounting
Built in presence detector	NONE
General application	Education, Office
Operating temperature range (°C)	-10°C...+40°C
Performance ambient temperature Tq (°C)	25
Virtual assistant compatibility	N/A
ETIM Class	EC002892
Warranty	5 years

## Optical data

Fixture luminous flux (lm)	4350
Luminaire efficacy (lm/W)	121
Correlated colour temperature (k)	3000
Light colour	Warm White
CRI (Ra)	80
Colour Variation Initial (SDCM)	SDCM3
Beam Angle (°)	90
Distribution type	Symmetric
Glare control	< 19
Photobiological Risk Group	RG0

## Electrical data

Total power consumption (W)	36
Primary Supply/Product voltage - min (V)	220
Primary Supply/Product voltage - max (V)	240
Lamp power factor	0.95
THD (at 230 V, 50 Hz, full load, at 100% dimming level) ≤ xx.x %	16.0
Electrical protection	Class II
Control gear required	No
Control gear type	Electronic ballast multiwatt
No. Of switching cycles before premature failures	>100000
Dimmable	No
Dimming method	N/A
Drive current (mA)	165
Inrush Current (A)	22
Inrush Duration (µs)	250
Energy Efficiency Class (A->G) of contained light source	D
Nominal Frequency (Hz)	50/60Hz
LED Flickering Rate	Ultra low (5% or less)
Max. products per 10A C Breaker	38
Max. products per 13A C Breaker	48
Max. products per 16A C Breaker	60
Max. products per 20A C Breaker	75
Max. products per 16A B Breaker	21
Connectable conductor cross section - Max (mm <sup>2</sup> )	1.5

## Lifetime data

Lifespan L70 B50	100000
Lifespan L80 B20	71000

# START PANEL IP54 MLTPWR U19 625 4350LM 830

Item No: 0047996

**SYLVANIA**

## Physical data

Housing colour	RAL 9016 - Traffic white / Bezel
IP rating	IP54/20
IK rating	IK03
Diffuser finish	Prismatic
Diffuser material	PC Polycarbonate
Nominal Product Length (mm)	620
Nominal Product Width (mm)	620
Nominal Product Height (mm)	65
Weight (kg)	3.242
Recessed Depth (mm)	100

## Packaging

Product EAN number	5410288479965
Packaging single length / height (cm)	63.6
Packaging single width (cm)	7.7
Packaging single depth (cm)	63.7
DUN14 (inner)	05410288479965
Packaging inner length / height (cm)	65.5
Packaging inner width (cm)	64.0
Packaging inner depth (cm)	8.2
Units per outer package	1
Packaging outer length / height (cm)	63.6
Packaging outer width (cm)	7.7
Packaging outer depth (cm)	63.7

## Safety data

Glow Wire Test (°C)	650
Optimal operating condition (°C)	-10-40