


OPTIX RECESSED 600x600 2L 4000K C9 ALU EM

Item No: 2023581

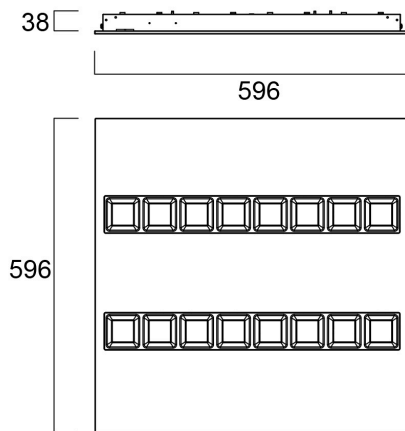
Concord



OPTIX RECESSED 600x600 2L 4000K C9 ALU EM is a high efficacy low glare luminaire for office and education applications with excellent colour rendering. Ceiling recessed 600x600 mm. Aluminised plastic extra low glare optics in 2 lines configuration. White RAL9016 fixture body. Constant current driver. 3hr combined maintained emergency version. 4000K Neutral White LED, CRI>90, chromaticity tolerance of 3-step MacAdam ellipse. Luminous flux 3550lm. Power consumption 30W. Luminaire efficacy 118lm/W. Lifespan: 48,500 hours L90B10. UGR<16, Luminance at 65°<200 Cd/m², IK07, IP20. Photobiological safety risk group 1. Electrical protection Class I. Glow wire test 850°C.

Technical Assets

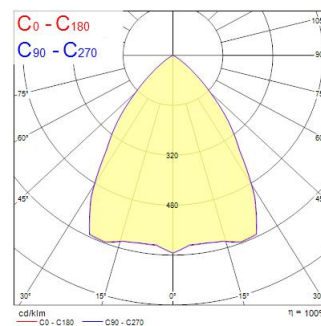
Dimensions (mm)



Photometrics

Distance [m]	Cone diameter [m]	E10%	E50%	E90%	Illuminance [lx]
0.5	0.76	510%	500%	510%	896
1.0	1.55	510%	500%	510%	224
1.5	2.33	510%	500%	510%	99
2.0	3.10	510%	500%	510%	56
2.5	3.88	510%	500%	510%	38
3.0	4.65	510%	500%	510%	28

Distance [m] Cone diameter [m] Illuminance [lx]
 — C0 - C180 (Half beam angle: 75.6°)



OPTIX RECESSED 600x600 2L 4000K C9 ALU EM

Item No: 2023581

Concord

General data

Product name	OPTIX RECESSED 600x600 2L 4000K C9 ALU EM
Technology	LED
Cap/Base	N/A
Housing	Steel
Mount	Ceiling recessed mounting
Built in presence detector	NONE
Fixture rating	Enclosed
General application	Office, Education
Operating temperature range (°C)	10°C...+25°C
Performance ambient temperature Tq (°C)	25
Virtual assistant compatibility	N/A
ETIM Class	EC002892
Warranty	5 years

Optical data

Fixture luminous flux (lm)	3550
Luminaire efficacy (lm/W)	118
Correlated colour temperature (k)	4000
Light colour	Neutral White
CRI (Ra)	90
Colour Variation Initial (SDCM)	SDCM3
Distribution type	Symmetric
Glare control	< 16
Photobiological Risk Group	RG1
Luminous flux (emergency) (lm)	80

Electrical data

Emergency mode	Non-maintained
Emergency type	
Emergency duration (h)	3
Total power consumption (W)	30
Primary Supply/Product voltage - min (V)	220
Primary Supply/Product voltage - max (V)	240
Lamp power factor	0.95
THD (at 230 V, 50 Hz, full load, at 100% dimming level) ≤ xx.x %	8
Electrical protection	Class I
Control gear required	No
Control gear type	LED driver constant current
Dimmable	No
Dimming method	N/A
Drive current (mA)	600
Inrush Current (A)	25
Inrush Duration (µs)	250
Energy Efficiency Class (A->G) of contained light source	D
Nominal Frequency (Hz)	50/60Hz
LED Flickering Rate	Ultra low (5% or less)
Max. products per 10A C Breaker	27
Max. products per 13A C Breaker	35
Max. products per 16A C Breaker	45
Max. products per 20A C Breaker	58
Max. products per 10A B Breaker	16
Max. products per 13A B Breaker	21
Max. products per 16A B Breaker	27
Max. products per 20A B Breaker	35
Connectable conductor cross section - Min (mm ²)	0.75
Connectable conductor cross section - Max (mm ²)	2.5

OPTIX RECESSED 600x600 2L 4000K C9 ALU EM

Item No: 2023581

Concord

Lifetime data

Lifespan L70 B50	120000
Lifespan L80 B20	107500
Lifespan L90 B10	48500

Physical data

Housing colour	RAL 9016 - Traffic white / Bezel
IP rating	IP20
IK rating	IK07
Diffuser finish	Matt/satinized
Diffuser material	PC Polycarbonate
Reflector finish	High-gloss
Nominal Product Length (mm)	596
Nominal Product Width (mm)	596
Nominal Product Height (mm)	38
Weight (kg)	5.0

Packaging

Product EAN number	5025768235810
Packaging single length / height (cm)	62.0
Packaging single width (cm)	6.5
Packaging single depth (cm)	65.0
DUN14 (inner)	05025768235810
Units per outer package	1
Packaging outer length / height (cm)	62.0
Packaging outer width (cm)	6.5
Packaging outer depth (cm)	65.0

Safety data

Glow Wire Test (°C)	850
Optimal operating condition (°C)	10-25