


OPTIX RECESSED 600x600 2L SO 3000K ALU

Item No: 2023590

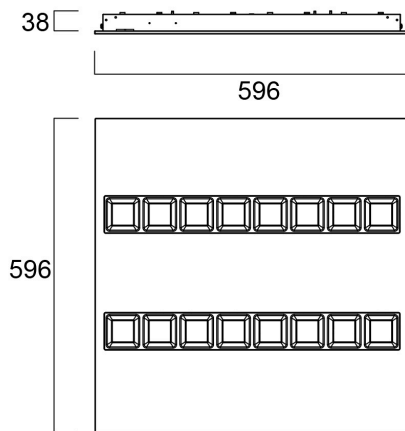
Concord



OPTIX RECESSED 600x600 2L SO 3000K ALU is a high efficacy low glare luminaire for office and education applications. Ceiling recessed 600x600 mm. Aluminised plastic extra low glare optics in 2 lines configuration. White RAL9016 fixture body. Constant current driver. 3000K Warm White LED, CRI>80, chromaticity tolerance of 3-step MacAdam ellipse. Luminous flux 2900lm. Power consumption 21.5W. Luminaire efficacy 135lm/W. Lifespan: 48,500 hours L90B10. UGR<16, Luminance at 65°<200 Cd/m², IK07, IP20. Photobiological safety risk group 0. Electrical protection Class I. Glow wire test 850°C.

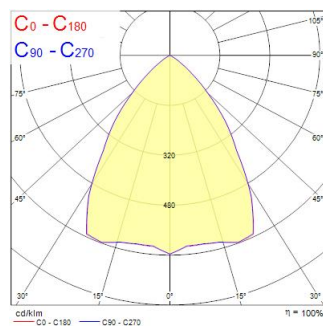
Technical Assets

Dimensions (mm)



Photometrics

Distance [m]	Cone diameter [m]	Beam diameter [m]	Beam diameter [ft]	Beam diameter [in]	Illuminance [lx]
0.5	0.77 0.76	0.77	2.53	10.3	1132
1.0	1.55 1.55	1.55	5.06	20.7	283
1.5	2.32 2.32	2.32	7.60	30.3	191
2.0	3.09 3.10	3.09	10.13	40.3	144
2.5	3.86 3.88	3.86	12.67	50.3	115
3.0	4.64 4.65	4.64	15.21	60.3	96



OPTIX RECESSED 600x600 2L SO 3000K ALU

Item No: 2023590

Concord

General data

Product name	OPTIX RECESSED 600x600 2L SO 3000K ALU
Technology	LED
Cap/Base	N/A
Housing	Steel
Mount	Ceiling recessed mounting
Built in presence detector	NONE
Fixture rating	Enclosed
General application	Office, Education
Operating temperature range (°C)	10°C...+25°C
Performance ambient temperature Tq (°C)	25
Virtual assistant compatibility	N/A
ETIM Class	EC002892
Warranty	5 years

Optical data

Fixture luminous flux (lm)	2900
Luminaire efficacy (lm/W)	135
Correlated colour temperature (k)	3000
Light colour	Warm White
CRI (Ra)	80
Colour Variation Initial (SDCM)	SDCM3
Distribution type	Symmetric
Glare control	< 16
Photobiological Risk Group	RG0

Electrical data

Emergency type	
Total power consumption (W)	21.5
Primary Supply/Product voltage - min (V)	220
Primary Supply/Product voltage - max (V)	240
Lamp power factor	0.95
THD (at 230 V, 50 Hz, full load, at 100% dimming level) ≤ xx.x %	20
Electrical protection	Class I
Control gear required	No
Control gear type	LED driver constant current
Dimmable	No
Dimming method	N/A
Drive current (mA)	450
Inrush Current (A)	15
Inrush Duration (µs)	250
Energy Efficiency Class (A->G) of contained light source	D
Nominal Frequency (Hz)	50/60Hz
LED Flickering Rate	Ultra low (5% or less)
Max. products per 10A C Breaker	40
Max. products per 13A C Breaker	51
Max. products per 16A C Breaker	63
Max. products per 20A C Breaker	80
Max. products per 10A B Breaker	24
Max. products per 13A B Breaker	31
Max. products per 16A B Breaker	38
Max. products per 20A B Breaker	48
Connectable conductor cross section - Min (mm ²)	0.75
Connectable conductor cross section - Max (mm ²)	2.5

OPTIX RECESSED 600x600 2L SO 3000K ALU

Item No: 2023590

Concord

Lifetime data

Lifespan L70 B50	120000
Lifespan L80 B20	107500
Lifespan L90 B10	48500

Physical data

Housing colour	RAL 9016 - Traffic white / Bezel
IP rating	IP20
IK rating	IK07
Diffuser finish	Matt/satinized
Diffuser material	PC Polycarbonate
Reflector finish	High-gloss
Nominal Product Length (mm)	596
Nominal Product Width (mm)	596
Nominal Product Height (mm)	38
Weight (kg)	5.0

Packaging

Product EAN number	5025768235902
Packaging single length / height (cm)	62.0
Packaging single width (cm)	6.5
Packaging single depth (cm)	65.0
DUN14 (inner)	05025768235902
Units per outer package	1
Packaging outer length / height (cm)	62.0
Packaging outer width (cm)	6.5
Packaging outer depth (cm)	65.0

Safety data

Glow Wire Test (°C)	850
Optimal operating condition (°C)	10-25