


OPTIX RECESSED 1250x310 2L 4000K ALU EMCB

Item No: 2023688

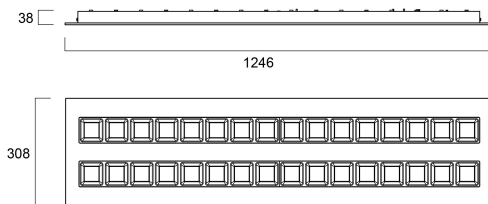
Concord



OPTIX RECESSED 1250x310 2L 4000K ALU EMCB is a high efficacy low glare luminaire for office and education applications. Ceiling recessed 1250x310 mm. Alumined plastic extra low glare optics in 2 lines configuration. White RAL9016 fixture body. Constant current driver. Suitable for central battery DC emergency operation. 4000K Neutral White LED, CRI>80, chromaticity tolerance of 3-step MacAdam ellipse. Luminous flux 3600lm. Power consumption 26W. Luminaire efficacy 138lm/W. Lifespan: 48,500 hours L90B10. UGR<16, Luminance at 65°<200 Cd/m², IK07, IP20. Photobiological safety risk group 0. Electrical protection Class I. Glow wire test 850°C.

Technical Assets

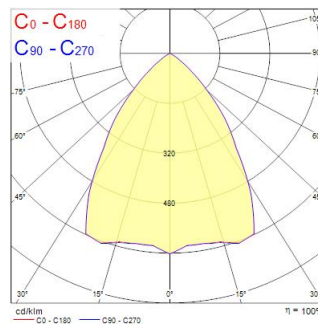
Dimensions (mm)



Photometrics

Distance [m]	Cone diameter [m]	Beam diameter [m]	Illuminance [lx]
0.5	0.76 0.76	0.76 0.76	9247 2367
1.0	1.53 1.52	1.53 1.52	2312 897
1.5	2.29 2.29	2.29 2.29	1027 281
2.0	3.06 3.06	3.06 3.06	573 147
2.5	3.82 3.81	3.82 3.81	370 94
3.0	4.59 4.57	4.59 4.57	267 68

Distance [m] Cone diameter [m] Illuminance [lx]
 — C0 - C180 (Half beam angle: 74.9°)
 — C90 - C270 (Half beam angle: 74.9°)



OPTIX RECESSED 1250x310 2L 4000K ALU EMCB

Item No: 2023688

Concord

General data

Product name	OPTIX RECESSED 1250x310 2L 4000K ALU EMCB
Technology	LED
Cap/Base	N/A
Housing	Steel
Mount	Ceiling recessed mounting
Built in presence detector	NONE
Fixture rating	Enclosed
General application	Office, Education
Operating temperature range (°C)	10°C...+25°C
Performance ambient temperature Tq (°C)	25
Virtual assistant compatibility	N/A
ETIM Class	EC002892
Warranty	5 years

Optical data

Fixture luminous flux (lm)	3600
Luminaire efficacy (lm/W)	138
Correlated colour temperature (k)	4000
Light colour	Neutral White
CRI (Ra)	80
Colour Variation Initial (SDCM)	SDCM3
Distribution type	Symmetric
Glare control	< 16
Photobiological Risk Group	RG0
Luminous flux (emergency) (lm)	80

Electrical data

Emergency mode	Non-maintained
Emergency type	
Emergency duration (h)	3
Total power consumption (W)	26
Primary Supply/Product voltage - min (V)	220
Primary Supply/Product voltage - max (V)	240
Lamp power factor	0.95
THD (at 230 V, 50 Hz, full load, at 100% dimming level) ≤ xx.x %	8
Electrical protection	Class I
Control gear required	No
Control gear type	LED driver constant current
Dimmable	No
Dimming method	N/A
Drive current (mA)	500
Inrush Current (A)	25
Inrush Duration (µs)	250
Energy Efficiency Class (A->G) of contained light source	C
Nominal Frequency (Hz)	50/60Hz
LED Flickering Rate	Ultra low (5% or less)
Max. products per 10A C Breaker	20
Max. products per 13A C Breaker	30
Max. products per 16A C Breaker	40
Max. products per 20A C Breaker	47
Max. products per 10A B Breaker	10
Max. products per 13A B Breaker	15
Max. products per 16A B Breaker	20
Max. products per 20A B Breaker	24
Connectable conductor cross section - Min (mm ²)	0.75
Connectable conductor cross section - Max (mm ²)	2.5

OPTIX RECESSED 1250x310 2L 4000K ALU EMCB

Item No: 2023688

Concord

Lifetime data

Lifespan L70 B50	120000
Lifespan L80 B20	107500
Lifespan L90 B10	48500

Physical data

Housing colour	RAL 9016 - Traffic white / Bezel
IP rating	IP20
IK rating	IK07
Diffuser finish	Matt/satinized
Diffuser material	PC Polycarbonate
Reflector finish	High-gloss
Nominal Product Length (mm)	1246
Nominal Product Width (mm)	308.5
Nominal Product Height (mm)	38
Weight (kg)	5.7

Packaging

Product EAN number	5025768236886
Packaging single length / height (cm)	137.0
Packaging single width (cm)	36.0
Packaging single depth (cm)	9.0
DUN14 (inner)	05025768236886
Units per outer package	1
Packaging outer length / height (cm)	137.0
Packaging outer width (cm)	36.0
Packaging outer depth (cm)	9.0

Safety data

Glow Wire Test (°C)	850
Optimal operating condition (°C)	10-25